

WREB School Information List
University of the Pacific

Physical location address:

University of the Pacific
Pacific Dental Care Clinic/Health Sciences Clinics
757 Brookside Road
Stockton, CA 95207

Mailing address:

University of the Pacific
3601 Pacific Avenue
Stockton, CA 95211

School Coordinator:

Deborah Johnson Horlak, RDH
Dental Hygiene Program Director
dhorlak@pacific.edu
(209) 946-7394
Cell: (209) 406-2516

1. DENTAL HYGIENE EXAMINATION

A. Patient Screening

The clinic will be available for out of town candidates to screen patients on Thursday 4/12/12 and Friday 4/13/12 from 1-4:00pm and Thursday 8/2/12 and Friday 8/3/12 from 1-4:00pm. Please call or email the School Coordinator to make an appointment and include your name and phone number.

B. Handpeice and Prophy Angle Hookups:

The school clinic is equipped with ADEC chairs & units. For high and slow speed handpeices, there is a Midwest 4-hole connection. No equipment is available for rental.

C. Sonic/Ultrasonic Devices:

All operatories are equipped with ultrasonic scaler water and power connections housed underneath the instrument tray. The connection is the universal type of water connection. No equipment is available for rental.

D. Disposable Air/Water syringe tips:

Pacific uses disposable air/water syringe tips and these will be provided through the school use fee.

E. Radiology

Digital radiographs that will be used should be printed prior to the exam-there will be no ability to take or print digital radiographs. Only film will be available for exposing radiographs during the examination. Radiology will be available for candidates during the examination hours.

Costs of radiographs:

\$79 Full Mouth Series

\$74 Panoramic radiograph

\$10 Each periapical

Payment maybe made in the form of cash only.

F. Sterilization

Flash sterilization (Statim) will be available for syringes and cotton forceps that are bagged in a pouch and labeled (using a permanent marker)with the candidate's full name and cell phone number. This is to allow syringes used for the local anesthesia exam to be sterilized for use during the dental hygiene clinical exam.

Hours of operation:

Friday 4/13 and 8/3 1-6:00pm following the local anesthesia exam

Saturday 4/14 and 8/4 1-6:00 if an anesthesia exam is conducted on Saturday

Limited availability Saturday (if no anesthesia exam is held), Sunday & Monday by contacting the School Coordinator.

G. Infection Control-Standard Precautions are utilized

Personal Protective Equipment requires the use of gloves, masks, protective eyewear including side shields or face shield, and gowns. Hair must be restrained so that it does not fall into the clinicians face. Sharps containers are located in every operatory and must be used for needles. Anesthetic cartridges are to be disposed of in the clinic container so labeled.

Computers and keyboards will already be covered with plastic and are to be left alone by candidates.

Purge the air/water syringe for 2 minutes

CaviWipes are used for disinfecting-no spraying, therefore all surfaces, tubing, chairs, poles and light handles must be wiped twice. Wipe the plastic light cover after it has sufficiently cooled.

Barrier tape is placed on light handles & switch& operator chair levers that raise & lower the chair

Plastic sleeves are placed over handpiece cords

Headrest covers placed on headrests

Unit water bottles will already be filled prior to the start of the exam each day, so candidates do not need to do this. Instructions will be given during the clinic tour reagrding the procedure for refilling the water if needed during the exam.

Following patient treatment, run Purevac through the suction lines. Pump the Purevac to the indicated line on cups supplied, fill the rest of the cup with water, then put the ends of both suction intot he solution while intermittently putting it in and out so that the water "pulses" through the lines.

H. Emergency Equipment

Please refer to the Emergency plan attachments titled: Emergency Evacuation Plan & Emergency Equipment

I. Parking

Please refer to the campus map for the gray area (labeled parking) surrounding the Health Sciences Learning Center. Free Parking is available in the lots to the north and west of the Health Sciences learning Center in areas designated **B/N only**. Parking in spaces marked **A or Clinic** will result in a ticket. No special permit is required.

J. Map

Maps are attached titled: Campus Map-please look to the top of the map for the building labeled "Health Sciences Learning Center", Map of the Area around the Pacific WREB exam site

Directions:

On Interstate 5, there are nine Stockton exits.

Take the March Lane exit East for approximately 1.5 miles

Turn right (South) on Pacific Avenue for almost 1 mile.

Before the bridge, turn right (West) onto Brookside Road, and wind around the curve
(leading you to the left) past the Rotunda building.

Turn right into the parking lot adjacent the Health Sciences Learning Center and Clinics at
757 Brookside Road. Enter the brick two-story building at the main entrance under the canopy
that reads "Health Sciences Clinics".

K. Hotels

Hotels located near University of the Pacific, Stockton, CA *Indicates most recommended

*Courtyard Marriott

3252 W March Lane, Stockton, CA 95219, (209) 472-9700

*Residence Inn Marriott

3240 W. March Lane, Stockton, CA 95219, (209) 472-9800

*Hilton

2323 Grand Canal Blvd, Stockton, CA 95207, (209) 957-9090

Quality Inn

2717 W. March Lane, Stockton, CA 95219, (209) 477-5576

La Quinta Inn

2710 West March Lane, Stockton, CA 95219, (209) 952-7800

Comfort Inn

2654 West March Lane, Stockton, CA, US, 95207, (209) 478-4300

FYI: Many restaurants are located along March Lane between I-5 and Pacific Avenue

L. Security

A security officer will be onsite throughout the duration of the exam. A red call button is located outside of the main door to the clinic and at several locations in the parking lot. Should the need arise, Security can be reached by phone at (209) 946-3911.

Supplies that will be provided:

surface disinfectant	styrofoam instrument trays	face masks
paper towels	tray covers	facial tissue
soap	standard saliva ejectors	2X2 gauze squares
headrest covers	air/water syringe tips	cotton swabs
autoclave tape & bags	patient napkins	antimicrobial mouthwash
trash bags	drinking cups	topical anesthetic
nonlatex gloves	Local anesthetic cartridges:	prophy paste
(small, medium, large)	2% Lidocaine w/1:100k epi	pre-rinse & cups
Schwartz Perio Retriever	3% Polocaine plain	barrier tape
Distilled water & water tablets	4% Septcaine w/1:100k epi	plastic tubing sleeves

2. OPERATORIES

There are 18 operatories in the dental hygiene clinic available for the anesthesia and the dental hygiene exam. There will be seven units available for examiners to use. All of the operatories in the dental hygiene clinic can be used by either right or left handed operators. See attachment titled "Clinic Map of Operatories".

3. TENTATIVE ROOM ASSIGNMENTS(SUBJECT TO CHANGE - SEE YOUR WREB SCHEDULE)

All rooms are located in the Health Sciences Learning Center & Clinics building

Examiner Homeroom-Room 275

Anesthesia Examiner Workshop-Room 275

Anesthesia Candidate orientation-Room 110

Anesthesia Clinical exam-Second floor clinic (up the stairway near the main entrance)

Hygiene Examiner Workshop- Room 275

Hygiene Candidate Orientation- Room 110

Hygiene Clinical Exam-Second floor clinic

4. LOCAL ANESTHESIA

A practitioner from the school is not available to administer local anesthesia to candidates' patients. There are no exceptions to this policy.

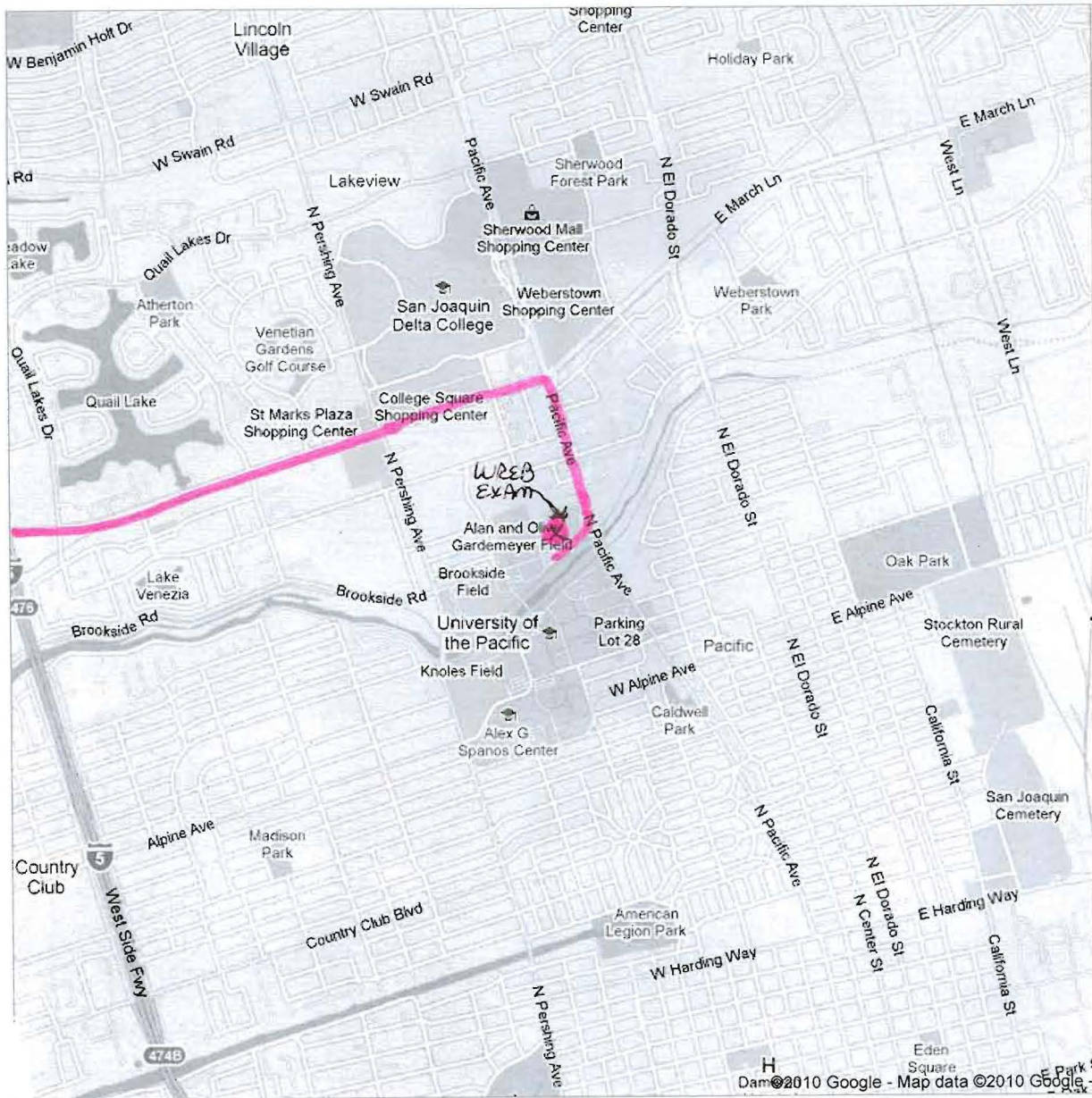
5. Catering on campus is handled by Bon Apetit: 209-460-3891

<http://www.sustainablediningatpacific.com/catering/>



Get Google Maps on your phone

Text the word "GMAPS" to 466453



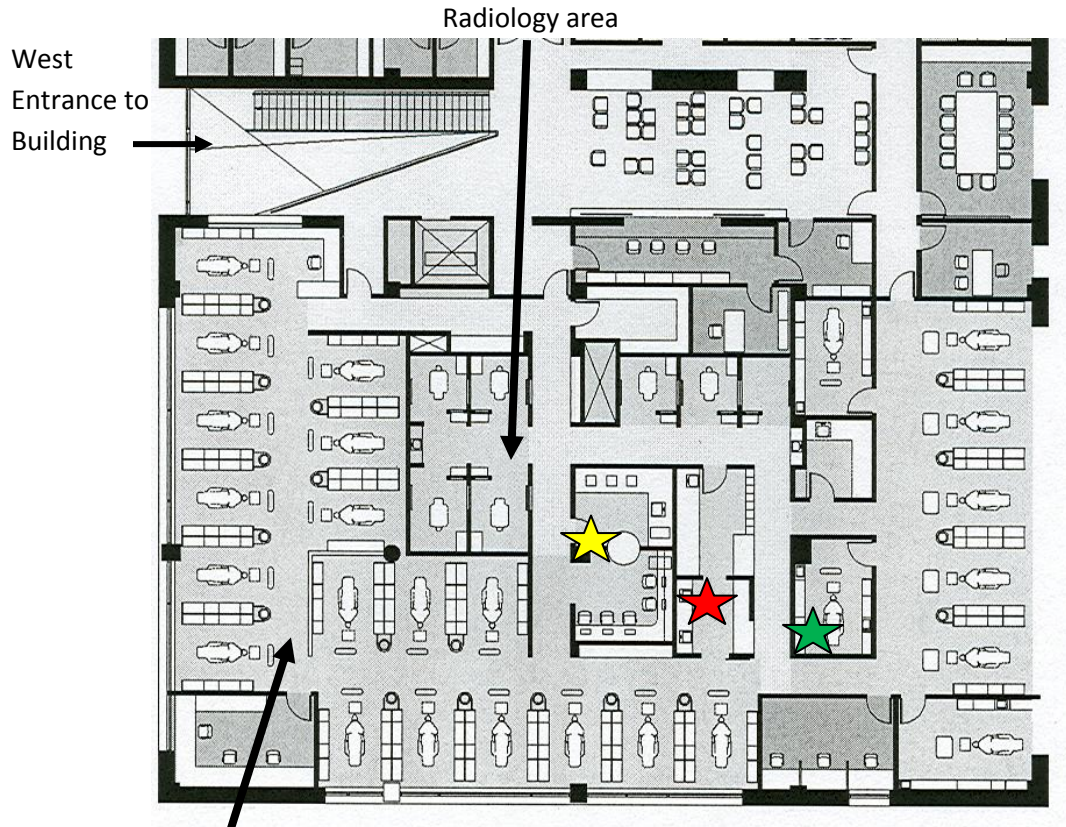
The pink line indicates the easiest path from I-5 to the WREB Exam site.

East on March Lane from I-5, Turn right onto Pacific Avenue, turn left onto Brookside Road,




Turn right into the parking lot (after passing the round building on your right-the Rotunda) of the Health Sciences Clinic (you will see this designation on the canopy above the entrance from the parking lot). On the brick of the side of the building visible to Brookside Road, you will see "757 Chan Family Health Sciences Learning Center"

Map of the University of the Pacific Dental Hygiene/AEGD clinic
757 Brookside Rd.
Stockton, CA 95207

EMERGENCY EQUIPMENT

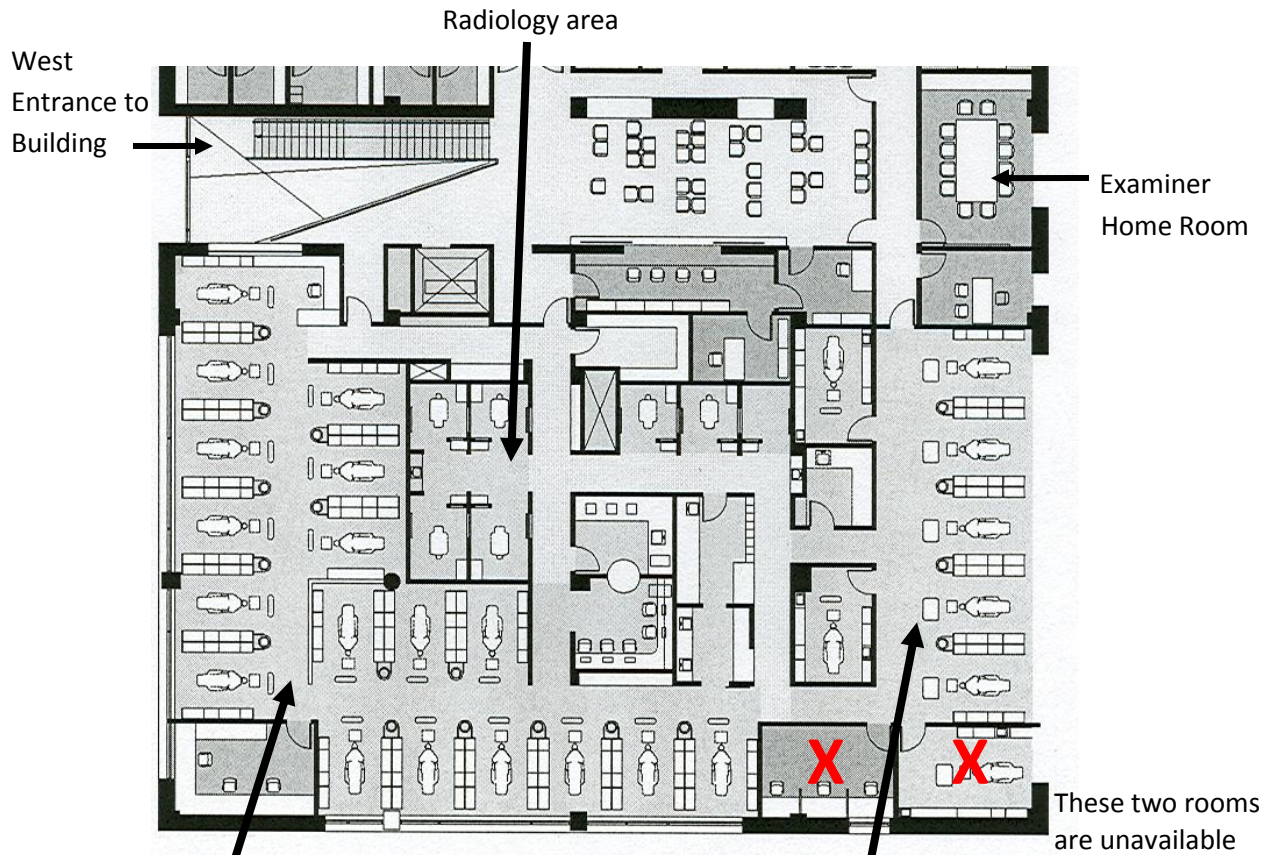


18 chairs in the DH side of the clinic
for Candidates

-  Location of Emergency Oxygen in Room 206
-  Location of portable nitrous units with oxygen
-  Location of first aid kit, AED & drug kit in cabinet marked with a red cross

Contact person:
Deborah Horlak, Dental Hygiene Program Director
209-946-7394
dhorlak@pacific.edu

Map of the University of the Pacific Dental Hygiene/AEGD clinic
757 Brookside Rd.
Stockton, CA 95207

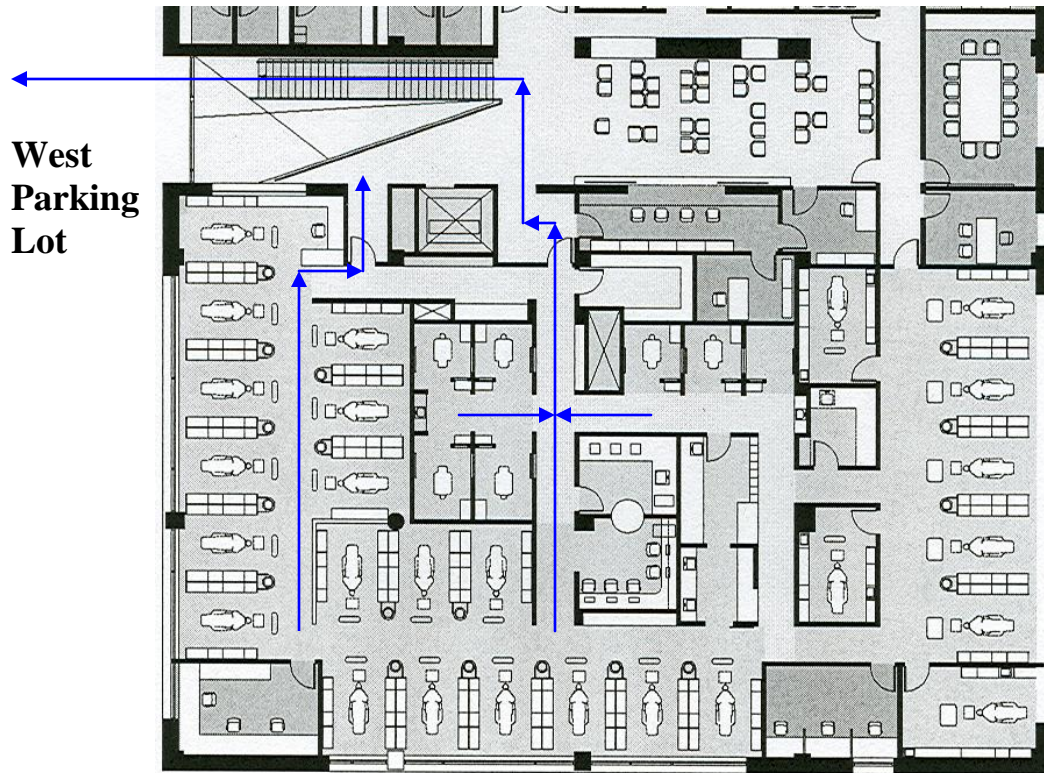


18 chairs in the DH side of the clinic for Candidates

7 chairs-5 open, 2 enclosed rooms for Examiners

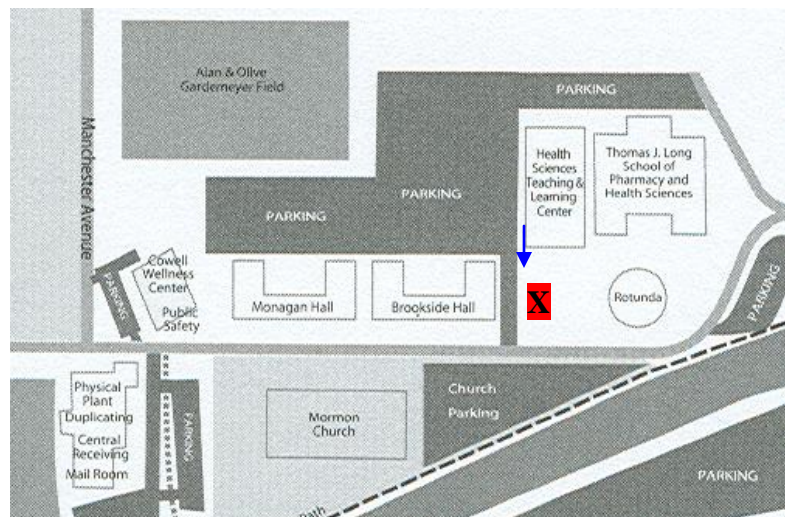
Contact person:
Deborah Horlak, Dental Hygiene Program Director
209-946-7394
dhorlak@pacific.edu

Fire Evacuation Plan



Each candidate is responsible for evacuating themselves and their patient out of DH Clinic, down west stairs, out west door. We will meet on the south lawn of the Health Sciences Building as marked by box/red X below.

Faculty will sweep behind students to confirm everyone is out of clinic. Professor Horlak will to sweep remaining dental areas to assure all have evacuated.



University of the Pacific

1 2 3 4 5 6 7 8 9 10 11

A
B
C
D
E
F
G
H
I
J
K



Revised August 2008

Campus Map