

School Information for
DENTAL HYGIENE

Candidates

Western Regional Board Examination

May 9-12, 2012



<http://www.db.uth.tmc.edu/>

TABLE OF CONTENTS

Travel and Housing Arrangements	3
• Airline and Airport Information	3
• Ground Transportation To/From Airports	3
• Housing	4
School of Dentistry Facility and Services	5
• Building Access and Hours	5
• Parking	5
• Registration and Identification Badges	5
• ATM Machines	5
• Food Service	6
Patient Screening and Radiographs	6
Preparing for Clinical Phase of the Exam	7
• Cubicles (Operatories)	7
• Equipment, Instruments and Materials	7
• Sterilization	8
During the Board	9
• Infection Control	9
• Medical Emergencies	9
• Local Anesthesia	10
Handbook Supplements	
• Exam Room Assignments	11
• Dental Instruments and Supplies	12
• Maps	13

Welcome to the University of Texas Health Science Center at Houston – School of Dentistry

The School of Dentistry is located in the Texas Medical Center at 6516 M.D. Anderson Boulevard (corner of Moursund and M.D. Anderson). This handbook has been prepared to assist dental hygiene candidates for the Western Regional Examination Board Exam. If additional information is needed after reading this handbook, please contact the Office of Patient Care at 713-500-4111.

Travel and Housing Arrangements

1. Airline and Airport Information

Houston is served by two airports: Hobby Airport in Southeast Houston and George Bush Intercontinental Airport of Houston (IAH) in North Houston. Depending on origination, candidates may find flights into both airports and should inquire when booking reservations. Being the larger airport, Bush Intercontinental accommodates a larger number of airlines and flights.

2. Ground Transportation To/From Airports

In non-rush hour periods, expect a minimum drive time of approximately 25 minutes from Hobby and approximately 45 minutes from Bush Intercontinental. Candidates have three (3) primary choices for ground transportation from Houston's airports:

a. Shuttle bus

Texas Bus Lines (713-523-8888) operates the Airport Express Shuttle Service to/from both airports. Shuttle service is provided at the Marriott Medical Center and the Holiday Inn Hotel & Suites. Please call for fares.

b. Taxi cab

While several companies serve Houston, candidates may elect to use one of the following and should call for approximate fares:

Liberty Cab	(713) 695-6700
United Cab	(713) 699-0000
Yellow Cab	(713) 236-1111

c. **Rental car**

Both Houston airports are served by all major car rental companies. Those listed below are just a few that are available:

Alamo Rent-A-Car	(800) 327-9633
Avis Rent-A-Car	(800) 331-1221
Hertz Rent-a-Car	(800) 654-3131
National Car Rental	(800) 227-7368
Thrifty Car Rental	(800) 367-2277

d. **Directions for Driving from Airports and Freeways**

The Texas Medical Center campus is conveniently located on the southwest edge of downtown Houston, close to freeways and major thoroughfares. The following are directions from Bush Intercontinental and Hobby Airports:

From Bush Intercontinental Airport - Depart Intercontinental Airport onto Will Clayton Boulevard. Take Will Clayton to Highway 59 South. Travel Highway 59 South to Highway 288 (19 miles). Exit MacGregor Drive and turn right on North MacGregor Drive. Stay to your left and the Texas Medical Center campus will be on your right after Hermann Park. Turn right on Moursund. The UT-School of Dentistry is located on the corner of M.D. Anderson Boulevard and Moursund.

From Hobby Airport - Depart Hobby Airport onto Broadway. Travel Broadway to I-45 North. Take I-45 North to 610 Loop West. Follow 610 Loop West and exit Fannin Street. Turn right onto Fannin Street and the Texas Medical Center campus will be on your right, approximately 2 miles. Turn right on Holcombe Blvd. Go approximately 2 blocks to M.D. Anderson Boulevard. Turn left on M.D. Anderson Boulevard. The School of Dentistry is on the corner of M.D. Anderson Boulevard and Moursund.

See page 5 for parking information. For maps and getting in and around the Texas Medical Center, visit the TMC's web site at www.tmc.edu.

3. **Housing**

Reservations should be made directly with hotels/motels, and accommodations located within a few blocks of the school are listed below. Candidates should call for rates.

Residence Inn
7710 South Main
Houston, Texas 77030
(713) 660-7993

Marriott Medical Center
6580 Fannin Street
Houston, Texas 77030
(713) 796-0080

Holiday Inn Hotel & Suites Medical Center
6800 Main Street
Houston, Texas 77030
(713) 528-7744

NOTE: All hotels/motels listed above provide courtesy transportation to the School of Dentistry and Texas Medical Center campus.

School of Dentistry Facility and Services

1. Building and Access Hours

The School of Dentistry building will be open from 6:00 a.m. to 6:00 p.m. during the Western Regional Board Examination, unless otherwise requested by the WREB.

2. Parking

Parking in and around the vicinity of the School of Dentistry is controlled by the Texas Medical Center. Candidates and patients should seek parking in visitor or public parking areas. Those locations nearest the school are Parking Garage #6, #10 and #15 at the John P. McGovern Texas Medical Center Commons. The rate as of 9/05/11 is hourly with a \$12.00 maximum daily fee. Five (5) day passes are also available at a discounted rate. Please contact Texas Medical Center @ 713-791-6161 to obtain.

3. Registration and Identification Badges

Numbered badges will be issued to candidates at orientation and will serve as an I.D. throughout the examination. The badge must be worn at all times while in the building. Badges must be turned in at the completion of the examination as part of the check-out procedure with the Western Regional Examining Board.

4. ATM Machines

ATM machines are located at the Methodist Hospital (1st floor) and T.I.R.R. (1st floor). These institutions are located within short walking distance of the school.

5. Food Service

The School of Dentistry lounge (formerly “cafeteria”) is located in the basement. Food service is not available in the lounge, but candidates, assistants, and patients may bring food to the lounge. Food and beverage machines are located in the lounge.

Cafeterias and restaurants are located in hospitals and institutions near the school include The Methodist Hospital, T.I.R.R., and the John P. McGovern Texas Medical Center Commons.

Patient Screening

The School of Dentistry **cannot** provide patients for candidates. Candidates should not ask the school for patients or patient records. All candidates may use the School of Dentistry to screen patients, including use of radiology facilities. Screenings are to be performed in the school's Assessment Clinic, Room 1.069. Any radiographs obtained on a potential patient require the written authorization of a School of Dentistry Faculty member(s) assigned to the area. The *Radiograph Authorization Assessment Form* is available in the Assessment clinic. Our clinic facilities will be available for the screening of Board patients during the week of the WREB board.

Clinic hours are: 9:00 am until 12:00 noon and from 1:00 pm – 4:00 pm on Monday through Tuesday and 9:00 am until 12:00 noon and from 1:00 pm – 3:00 on Wednesday.

Radiology Clinic

The Radiology Department is located on the first floor adjacent to the patient waiting area. It is strongly recommended that your patient radiographs be taken **prior** to arriving at the UT School of Dentistry. Candidates will be responsible for exposing and processing their patient's radiographs.

Candidates using the Radiology Clinic are required to follow School of Dentistry infection control policy and to wear proper clinic attire. Candidates are required to provide all x-ray films to be exposed. If additional film is required, it may be purchased from the School of Dentistry Bookstore F-speed double-pack size 1 and 2 (Room 8 in basement). Staff will not be available to take radiographs. Candidates should bring his/her own XCP and BW/XCP.

Our Radiology Clinic facilities will be available for exposing and processing radiographs of Board patients during the week of the WREB board.

Clinic hours are: 9:00 am until 12:00 noon and from 1:00 pm – 4:00 pm on Monday through Tuesday and 9:00 am until 12:00 noon and from 1:00 pm – 3:00 on Wednesday.

The Radiology Clinic is open and available to the candidates and their assistants during the exam from 6:30 am – 6:00 pm

Please note school will only accommodate conventional radiograph format (not digital).

Duplication of radiographs

If candidates require duplication of radiographs for WREB patients, these duplications can be processed in the Radiology Clinic. The typical duplication charge is \$16.00, but the exact fee is dependent on the specific type and number of duplications.

Supplies available in Radiology Clinic:

Cottonrolls
Bitewing tabs
Disposable foam Stabe biteblocks
Gowns
Facemask
Film mounts
Sanitizing materials

Preparing for Clinical Phase of the Exam

1. Cubicles (Operatories)


Each candidate will be assigned a numbered cubicle in the clinic which will correspond to the applicant's numbered I.D. badge issued at orientation. Each cubicle is equipped with one (1) dental chair (Adec), one (1) delivery unit equipped with an air/water syringe (Adec), and one (1) operator's stool. Any equipment malfunctions should be reported to The Office of Patient Care 713-500-4111 room 142.

2. Equipment, Instruments and Materials

Items to be supplied by candidates and the School of Dentistry are included in the supplements at the end of this handbook (page 11). **Anything not listed the candidate must provide.** Any equipment or supplies on loan to candidates must be returned prior to check-out.

a. **Handpieces**

All A-Dec dental chairs are permanently equipped (cannot be removed) with RA-24 couplers for W&H high speed handpieces and 904 Roto-Quick couplers for W&H slow speed handpieces.

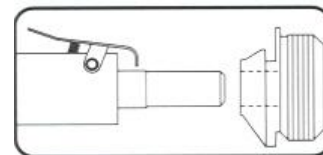


No adaptors are available. There are no handpieces available for rental to candidates. Please be sure you have the required handpiece if you chose to use one; W & H is the only type that will fit.

b. **Ultrasonic Scalers**

All chairs are equipped with Dentsply SPS cavitron ultrasonic scalers. P-10 (30K) ultrasonic inserts (not in operatory) are available for loan to dental hygiene candidates. Please note there is no additional fee for use and no advance reservation is required. Slim line inserts are **not** available. All dental units have quick-connector water sources. The names of some scaler units adaptable to the school's quick connector with ¼" fitting are:

- Cavitron (Dentsply)
- Densonic Scaler (Dentsply)
- Schein
- Titan – Star



3. **Sterilization**

Instruments and handpieces properly cleaned, dried, wrapped and marked with appropriate candidate I.D. # will be accepted for steam sterilization at the first floor clinical dispensary, Room 125. Sterilization services are available from 8:00 a.m. to 12:00 noon and from 1:00 p.m. to 4:00 p.m. starting on Monday, May 7, 2012 through Saturday, May 12, 2012. Instruments received after 3:30 p.m. will not be ready until 7:30 a.m. the following day.

During the Board

1. Infection Control

a. Surface Asepsis

- Handles of the unit light, x-ray heads, and light cure units, and air-water syringes may be covered with either clear plastic wrap or aluminum foil.
- The patient chair, dental unit, and counter tops may be disinfected by using disinfecting wipes.
- Plastic head rest covers and plastic wrap are provided. Disinfecting wipes and barrier bags are available on each floor.
- Candidates must furnish their own utility gloves to be worn during scrub and handling of dirty instruments.

b. Personal Protective Equipment

- Appropriate protective clothing, including disposable gowns, are available (one per day) and must be worn in occupational exposure situations.
- Disposable gloves, masks and gowns are located at each clinical dispensary.
- Candidates are to provide their own OSHA-acceptable protective glasses. The school will provide protective glasses for patients on a “loan” basis.
- Chlorhexidine antiseptic soap is available at sinks in all clinics.

c. Hazardous Waste

- Any blood/saliva-soaked waste is considered hazardous and must be disposed of in biohazard bags available at the clinical dispensary.
- Biohazard bags may be attached to the sides of the bracket tray. At the end of each session, bags should be sealed and placed in biohazard waste containers which are located at the dispensary.

d. Sharps Disposal

All needles, anesthetic cartridges, and any potential sharps are to be placed in the plastic sharps containers located on the back wall of each cubicle.

2. Medical Emergencies (“Code Blue”)

In order to alert emergency personnel to a medical emergency and not unduly alarm the patient population, the following protocol must be followed upon discovering a serious medical emergency:

- a. The patient will remain in the care of the candidate or person discovering the problem. **The patient must not be left alone.** The assistant or responsible person will be sent to report the problem to the floor Examiner.
- b. The Chief Examiner will make a judgment as to whether a “coded” emergency exists.

- c. The assistant will be sent to the nearest dispensary to report the incident and request assistance. Dispensary personnel will be advised if (1) a “coded” emergency has been declared by the faculty, or (2) nursing assistance only is requested.
1. If a “coded” emergency has been declared, dispensary personnel will provide the emergency crash cart for the messenger and immediately place calls to the following locations:
Office of Clinical Services (DB 348) ext. 4008
Office of Patient Care (DB 142) ext. 4111
- The message should be stated clearly and briefly as follows:
- “Code Blue in progress on _____ floor, _____ area.”
2. If nursing assistance only is requested, dispensary personnel will immediately notify the Office of Clinical Services, ext. 4008.
- d. In all possible emergencies:
- Place the patient in a supine position, if unconscious
 - Assess consciousness and responsiveness
 - Check airway, assist respiration if indicated
 - Check pulse, be prepared to perform CPR if indicated
- e. Emergency carts are located in all clinical dispensaries, and the Oral and Maxillofacial Surgery Clinic (DB 2.060 G) and hallway of second floor south clinic area (Endodontics/Orthodontics). A floor RN with a crash cart and emergency personnel will go to the area of the emergency on a “Code Blue”. Emergency manuals are located on the crash carts.
- f. The Examiner assumes responsibility for resuscitative procedure and the administration of emergency drugs until relieved by other personnel. Emergency manuals are located on the crash cart.

3. **Local Anesthesia**

The School of Dentistry will provide clinical dental faculty to administer anesthesia to patients who require anesthesia.

EXAM ROOM ASSIGNMENTS

Schedule* and Locations

	<u>Room #</u>
Wednesday, Thursday, and Friday May 9-11	
Candidate Orientation	132
School Tour	132
Thursday May 10- Saturday May 12	
Clinic Exam Area (1 st Floor)	Bays G and H
Left-handed cubicles:	G-1, G-3
Grading Area:	Bay B
<u>Important Locations</u>	
Clinical Dispensary	125
Central Sterilization Receiving	125

* See official WREB documents for times

DENTAL INSTRUMENTS AND SUPPLIES

Items Supplied By Dental Hygiene Candidate:

- Glasses, Protective
- Handpiece, Slow-Speed**
- Oral Hygiene devices for patient education (brushes, floss, etc.)
- Pencils, Charting (Red and Blue)
- Polishing Burs and Stones for Amalgam
- Polishing Equipment
- Prophylaxis angle, rubber cup, brushes, and finger cup/ring holder
- Stones, Sharpening
- Uniforms
- X-ray Film

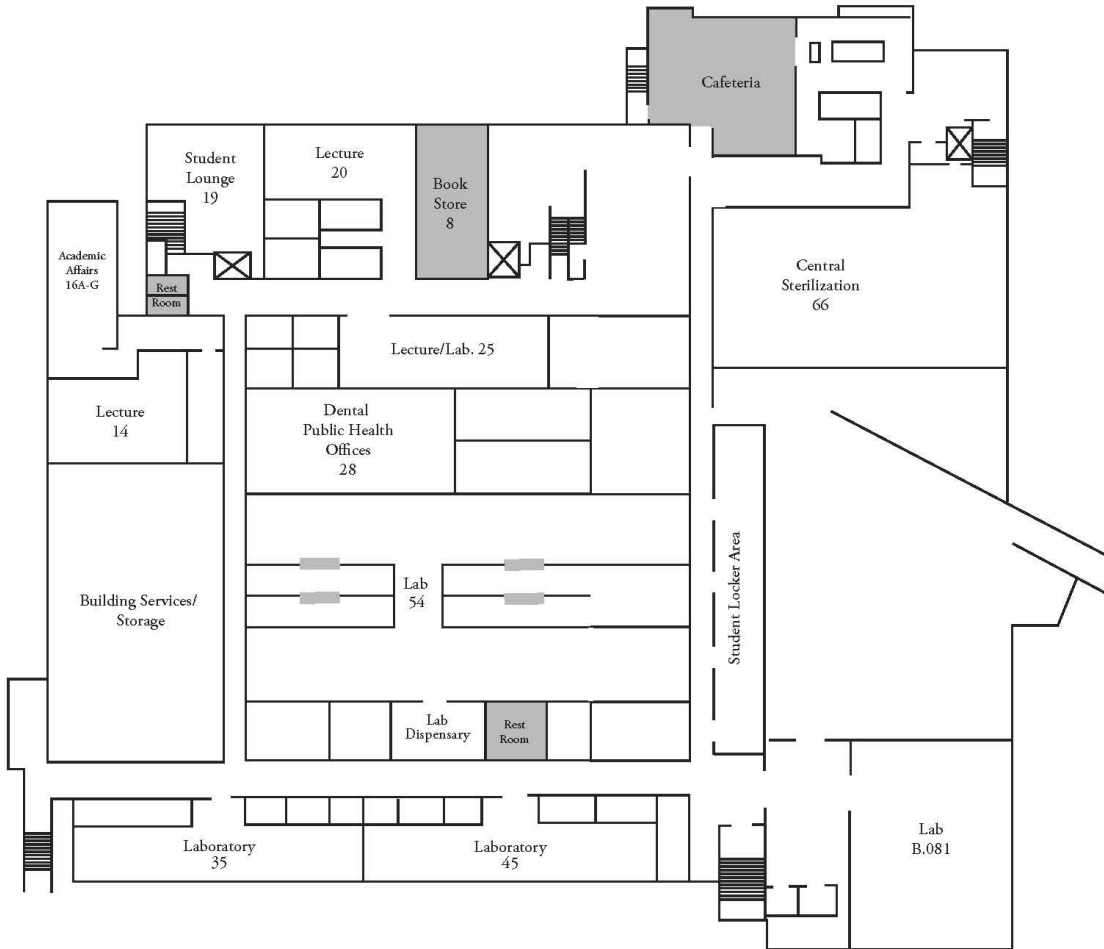
**** No Rentals available**

Items Supplied By the School of Dentistry:

- Air/Water Syringe Tips (Disposable)
- Anesthesia, Topical
- Bags, Biohazard
- Bags, Sterilization
- Bags, Trash
- Cotton Applicators and Rolls
- Disclosing Solution
- Disinfectant Wipes (Sani Cloth Plus)
- Drinking Cups
- Facial Tissue
- Fingercots
- Floss
- Fluoride Rinse
- Gauze Sponges (2 x 2)
- Gloves, Exam (Non-Sterile)
- Gowns, Isolation
- Handsoap
- Headrest Covers
- Masks
- Mouthwash
- Paper Towels
- Patient Napkins
- Prophylaxis Paste
- Saliva Ejectors
- Styrofoam Trays
- Tape, Autoclave
- Tape, Masking
- Tray Covers

WREB Floor Plan

Basement



WREB Floor Plan

First Floor

