


The University of Texas Health Science Center San Antonio

School Information for WREB Dental Candidates

Western Regional Board Examination

April 30 – May 3, 2010



The University of Texas Health Science Center San Antonio

2010 WREB DENTAL EXAMINATION DENTAL CANDIDATE INFORMATION April 30-May 3, 2010

The University of Texas Health Science Center at San Antonio is making its facilities available to applicants for the Western Regional Examining Board as a testing site only. To make your experience here at the school as pleasant and convenient as possible, the following information is provided and should answer any questions you have regarding the upcoming examination.

EXAM LOCATION:

The UTHSCSA Dental School is located on the main campus of the UTHSCSA at 7703 Floyd Curl Dr., San Antonio, Texas 78229 (See Enclosed Map).

The clinical and practical portions of the examination will be held on the 2nd and 3rd floor of the dental school. A tour of the facilities for candidates will be conducted prior to the Candidate Orientation. We encourage candidates and their assistants to attend. Please refer to your WREB schedule for the exact time of the school tour.

PARKING:

Patients, WREB Candidates and Assistants

Temporary parking (limited to 15 mins) will be available in the U-shaped driveway in front of the dental school building for the purpose of unloading and loading of your equipment only. Parking during the examination period will be provided in the Patient/Visitor Parking Lot#8 (See Campus map). Parking will be free on Saturday and Sunday, but a fee of \$.50/Hr. will be required Monday-Friday.

HOTELS/MOTELS: (Ask If They Have A UTHSCSA Rate)

Marriott NW	(210) 377-3900
Marriott Courtyard Medical Center	(210) 614-7100
Oakhill's Medical Center Hotel	(210) 614-9900
Hampton Inn SA-Six Flags	(210) 561-9058

SHARPS/AMALGAMS DISPOSAL

All needles, scalpel blades, and other potential sharps are to be placed in the red plastic sharps container located in each operatory. Containers for disposal of amalgam scraps will be located on the counter tops of each clinic dispensary.

PERSONAL IDENTIFICATION

All candidates and assistants **MUST** wear their Candidates ID Badge at all times while in the dental school building. This numbered badge will serve as his/her identification for attendance to the examination. Badges must be turned in at the completion of the examination as part of the check-out procedures with the WREB staff.

ATM Machine: Located on the 2nd floor of the dental school, in the front foyer.

**Western Regional Examining Board
Candidate Information
Page 2**

Campus Bookstore – Dental Supplies – Food Service

THE CAMPUS BOOKSTORE'S OPERATING HOURS ARE MONDAY-FRIDAY 8:00 A.M. – 5:00 P.M. SATURDAY 10AM-1PM AND SUNDAY CLOSED. THE BOOKSTORE HAS A **VERY LIMITED** INVENTORY OF DENTAL SUPPLIES. PLEASE CALL BEFORE HAND @ 210-567-2841. THE STORE IS LOCATED ON CAMPUS ON THE 1ST FLOOR OF PARKING GARAGE B.

FOOD SERVICE

DENTAL SCHOOL

Canteen Vending Machines Service available
2nd Floor of Dental School, Room 2.410 T

MEDICAL SCHOOL

Subway Sandwich Shop
7:30 a.m. - 6:00 p.m. (Mon - Thurs)
8:30 a.m. - 3:00 p.m. (Fri)
Third Floor Library Foyer

DENTAL SCHOOL CAFETERIA

Breakfast: 7:00 a.m. - 10:30 a.m. (M-F)
Lunch 11:00 a.m.-2:30 p.m. (M-F)
First Floor of Dental School

UNIVERSITY HOSPITAL CAFETERIA

Monday - Sunday 6 a.m. - 12 MIDNIGHT

PATIENTS AND PATIENT SCREENING

The UTHSCSA Dental School **cannot** provide patients for candidates. The Dental School also **will not furnish clinic records** for screening or for use during the examinations. Clinical and radiographic facilities will be available for screening your own patients during the week prior to your board date. These dates will be for April 26-28, 2010 during the hours of 9:00-11:00am & 1:30-3:00pm. All applicants must furnish their **own x-ray film and supplies**. Diagnostic Exam instruments will be available from the school for screening prior to the WREB Exam **only**. The school will provide sterilization for your own instruments. You are required to contact the Office of Patient Care (Room 3.175R) on the day that you will be screening WREB patients. No treatment other than screening (clinical and/or radiographic examinations) will be permitted.

For further information about the UTHSCSA Dental School facilities, contact:
John Barch-WREB Dental School Coordinator
Tel# 210-567-3264 E-mail: barch@uthscsa.edu

Preparing For the Exam

Cubicles (Operatories)

Each candidate will be assigned a numbered cubicle in the clinic by the WREB which will correspond to the applicant's numbered I.D badge issued at orientation. Each cubicle is equipped with one dental chair (Adec), one delivery unit equipped with an air/water syringe (Adec) and one operator's stool. There will be additional operator stools within the clinic for your assistant. For overnight storage of your supplies/equipment, you will be able to use any of the unlocked lockers at the end of the clinic, next to the windows. **The clinic is not secured overnight.** Security of your supplies and equipment will be the candidates' responsibility.

EXAMINATION SUPPLIES & EQUIPMENT

The Dental School will provide the supplies and equipment listed in **Attachment A**. These will be issued from the Clinic Dispensary area. The Dental School will also provide supply items that will be located in each operatory (cubicle) or Bay area. These items will be left in the cubicle upon completion of the exam. Any items not on the enclosed list will then be the responsibility of the applicant. **PLEASE NOTE: You must provide any gold and/or gold solder required for your gold casting. There are no facilities available on campus for such purchases.**

Handpieces

All candidates must furnish their own handpieces and instruments. Only air driven handpieces, including low speed can be used at the UTHSCSA Dental School. The dental schools dental units utilize a 6 pin swivel coupler. This swivel is necessary for the fiber optic light source. If you are using your own handpieces and the fiber optic tubing is in your HP, you will have to provide a connector to the dental school's unit 6 pin tubing. The water source for the dental units is bottled water.

Ultrasonic Scalers

The dental school will provide ultrasonic scalers that can be checked out from the clinic dispensary.

DENTAL ASSISTANTS

The UTHSCSA Dental School will be unable to provide assistance in arranging chair side dental assistants. You may contact Kathy Fusco @ 210-567-3283 or fusco@uthscsa.edu for dental assistant support.

EQUIPMENT MALFUNCTIONS

If you experience a malfunction of any operatory or laboratory equipment during the examination, report it to the clinic dispensary personnel and they will notify the Dental Equipment Mechanic responsible for that area.

STERILIZATION AND INFECTION CONTROL PROCEDURES

SHARPS/AMALGAMS DISPOSAL

All needles, scalpel blades, and other potential sharps are to be placed in the red plastic sharps container located in each operatory. Containers for disposal of amalgam scraps will be located on the counter tops of each clinic dispensary.

INSTRUMENT STERILIZATION

Location: 2nd floor clinic area (Rm. 2.206R)

Hours: 6:45am-6:00pm

Procedure: The dental School staff will sterilize your **own instruments**; however, candidates are responsible for the debriding instruments and packaging in preparation for sterilization. Packing materials are available in the clinic area and at the Central sterilization area. It is the candidate's responsibility to clean, package and clearly mark package with **candidate number**.

Chemclave and steam sterilization of instruments will be available throughout the examination. While actual sterilization turnaround time may be less, you should plan on at least one (1) hour between the turn-in of your handpieces/instruments for sterilization and their return to you. Sterilization bags will be available at the clinic dispensaries and at Central Sterilization. You are responsible for cleaning the cement or any materials that the ultrasonic will not remove prior to turning them in to sterilization. The sterilization system (Index Washer) will not remove these materials from your instruments. You are also responsible for bagging them for sterilization and appropriately identifying them with your WREB candidate number. Hours of operation will be:

DAY 1	6:30 a.m. - 5:30 p.m.
DAY 2	7:00 a.m. - 5:30 p.m.
DAY 3	7:00 a.m. - 12:30 p.m.

Those that are renting school tray set-up and/or handpieces will receive a 1 to 1 exchange at sterilization.

ALL CANDIDATES ARE RESPONSIBLE FOR EMPTYING THEIR TRASH CONTAINERS WITHIN THE OPERATORY THAT THEY ARE WORKING IN

Universal barrier protection is required during all direct patient contacts to reduce the possibility of cross-contamination. These protective measures include: the use of gloves, face masks, OSHA-acceptable eyewear, and during procedures which generate an aerosol, protective clothing (clinic gowns). Disposable latex gloves and facemasks will be available for you at the testing site. OSHA-acceptable eyewear will be provided to your patients only. You must provide your own protective eyewear.

Disposable gowns for use during patient treatment will be provided by the Dental School. Infection control guidelines at the Dental School require that these gowns be worn only in the designated clinic area.

**DISINFECTING/DISPOSABLE PROCEDURES
SURFACE ASEPSIS**

The School uses two methods for surface disinfecting of the clinic operatory (patient chair, operator and assistant carts and stools, light handles, counter tops, etc.) The first method is surface covering by plastic wrap. The following surfaces are to be covered: light handle, light switch, chair switches, high volume evacuation control, air water syringe control, saliva ejector control and bracket table. The second method is Tricide disinfectant solution and soapy water spray. Soapy water spray will be used after each patient and the Tricide solution to be used at the end of the day. Both solutions will be used for the following areas: bracket table, dental control unit water/air syringe handpiece coupling fittings hangers unit light control handle switch and mobile cabinet.

HAZARDOUS WASTE DISPOSAL

Contaminated (blood/saliva-soaked) items, such as used gauze, cotton rolls, gloves and disposable items such as saliva ejector and evacuation tips are placed in the plastic red biohazard bag in each operatory. At the end of the clinic appointment, these bags are deposited in the biohazard-labeled trash receptacles located in front of each dispensary by the wall.

UTHSCSA DENTAL SCHOOL / LABORATORY Hours

The Laboratories will be available for use by candidates as follows:

DAY 1 6:00 a.m. – 6:00 p.m. (If required - Labs will stay open till 10pm)

DAY 2 6:00 a.m. – 6:00 p.m. (If required - Labs will stay open till 10pm)

DAY 3 6:00 a.m. – 1:00 p.m.

Location: Student Lab-Rm. 2.306R (2nd Floor)

Lab Supplies and equipment provided are those listed in **Attachment A** as well as the following:

Vibrators	Whip-Mix Vacuum Mixing Machine
Casting Machines	Cast Trimmers
Bench Lights	Ultrasonic Cleaners
Bench Lathes (chucks are not available)	Handy Sandy
Floor mounted polishers and Grinders	Casting Torch
Micro Stone (Buff), Silky Rock (Yellow)	White Plaster

Candidates will not be allowed to bring their own dental technician into the school. If a candidate wishes to have a dental technician complete his/her clinical casting, there are numerous commercial laboratories in the area.

SOURCES FOR EXTERNAL LABORATORIES

If you wish to use commercial laboratories for your casting, the following web site will provide a list of commercial dental laboratories for the San Antonio area.

GOTO: www.yellowpages.com

Search for: dental laboratories

State: Texas

City: San Antonio

You are responsible for making your own arrangements with the laboratory of your choice. The Dental School does not endorse the usage of these labs. This information is for your convenience only.

DENTAL SCHOOL RADIOGRAPH POLICY

School Radiographic facilities:

- a. Facilities for Operative and Periodontal Exams-This site will provide both Conventional Radiographic and Digital Facilities. Digital support will be as follows:
Printed digital & Monitor to Monitor Viewing
- b. Endodontic Practical Exam- This facility site will provide **Digital Support Only**

This exam site **is not equipped** for secure transmission of images between different exam sites or sites from another dental school to the exam site.

RENTAL POLICY

Dental instruments and handpieces will be available for rental. All rental arrangements and payments must be made with the cashier prior to or on the day of the WREB Orientation **May 1, 2009**. All handpieces and instruments will be issued from the **CENTRAL STERILIZATION ROOM (Room 2.206R) ON THE MORNING OF THE CLINICAL EXAM.** Please provide your rental receipt to the Sterilization Assistant. All rental equipment is the property of The UTHSCSA Dental School.

HANDPIECE RENTAL CHARGE

The Dental School will have available HANDPIECE sets for rental. A set includes the following: High Speed, Low Speed, Straight, Latch and Friction Grip attachments. The handpiece rental fee will be **\$150.00 total per set for the three (3) day examining period. This is payable either by cash, cashier's check or money order. A separate deposit check of \$1,000.00** will be required on the day of your orientation. **THE \$1,000.00 DEPOSIT CHECK MUST BE EITHER A CASHIER'S CHECK OR MONEY ORDER. Checks made Payable to: "UTHSCSA".** All applicants renting any equipment assume the responsibility for damage, theft, etc. Check deposit will be returned upon returning of your rented equipment. **Credit cards cannot be accepted.**

RENTAL CLINIC INSTRUMENT TRAY SET-UP

The Dental School will have the following dental instrument tray package available for rental:

Casting Tray
Cementation Tray
Perio Tray
Amalgam Tray

The Clinic Instrument Tray Package rental fee will be **\$275.00** for the use of all required trays. Payment is payable either by **cash, cashier's check or money orders**. If you are renting both handpieces and instrument trays, only **one (1) check for \$425.00** would be required for the rental payment. A deposit for the handpiece rental is still **required.**

DISINFECTING/DISPOSABLE PROCEDURES
SURFACE ASEPSIS

The School uses two methods for surface disinfecting of the clinic operatory (patient chair, operator and assistant carts and stools, light handles, counter tops, etc.) The first method is surface covering by plastic wrap. The following surfaces are to be covered: light handle, light switch, chair switches, high volume evacuation control, air water syringe control, saliva ejector control and bracket table. The second method is Tricide disinfectant solution and soapy water spray. Soapy water spray will be used after each patient and the Tricide solution to be used at the end of the day. Both solutions will be used for the following areas: bracket table, dental control unit water/air syringe handpiece coupling fittings hangers unit light control handle switch and mobile cabinet.

BUILDING HOURS:

The UTHSCSA Dental School doors will open at 6:00 a.m. for days 1-3 of the exam.

CLINICAL HOURS

The Western Regional Examining Board will only allow candidates to enter the clinical exam area at the prescribed time. (See Your WREB Candidate Guide for Times)

Day One- Candidates are allowed on the clinic floor at 7:00am

Day Two- Candidates are allowed on the clinic floor at 7:30am

Day Three- Candidates are allowed on the clinic floor at 7:30am

THE CLINICAL EXAMINATION ENDS AT 11:00AM. ON THE 3RD DAY OF THE EXAM, ALL CANDIDATES MUST BE CLEARED FROM THE CLINIC NO LATER THAN 12:30PM. AT THIS TIME, THE CLINIC AREA WILL BE CLOSED.

EXAM ROOM ASSIGNMENTS

Candidate Orientation: TBD

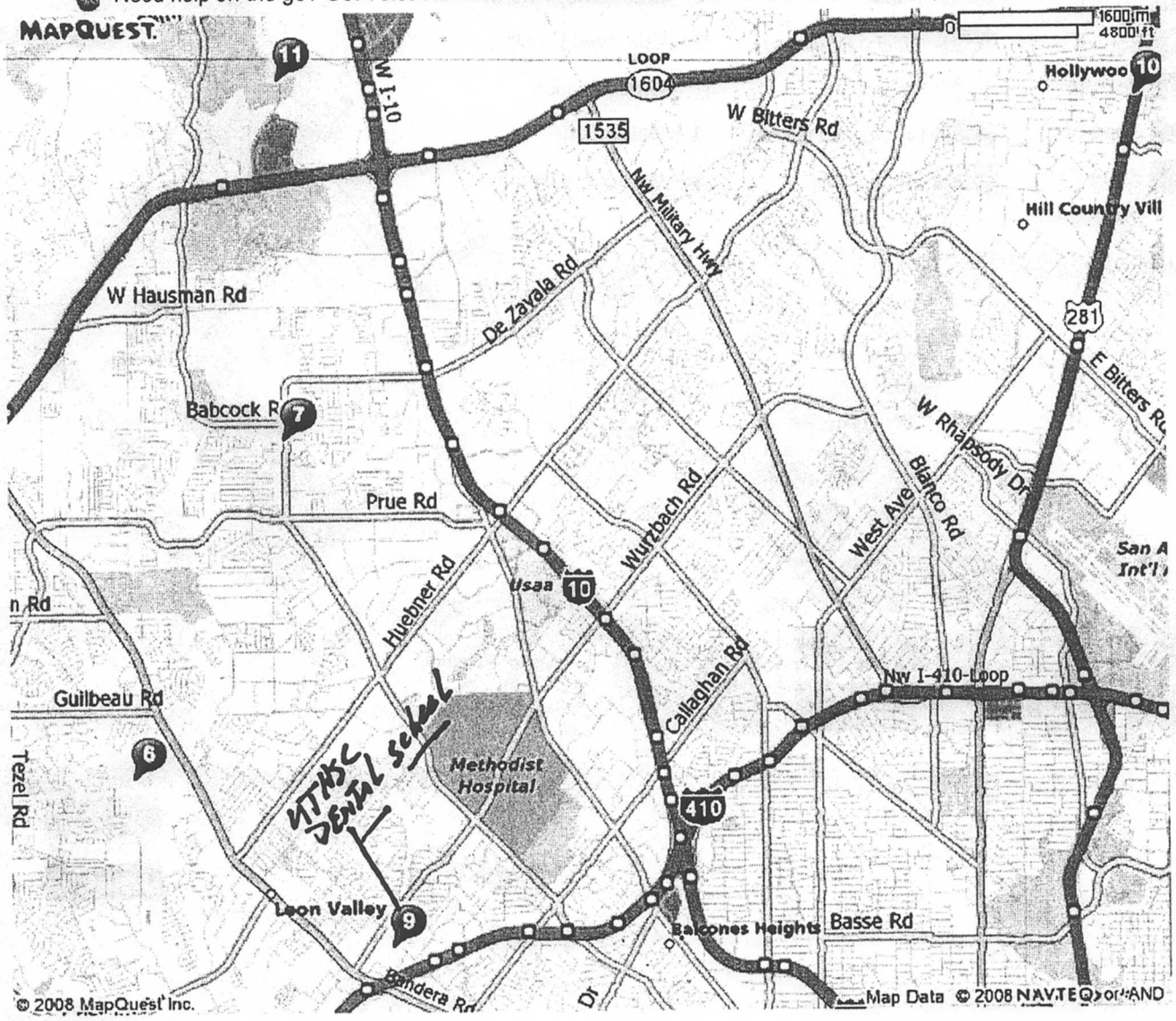
Candidate School Tour: Dental School 2nd Floor Waiting Area

Clinical Exam Area: Dental School 2nd Floor Clinical Area

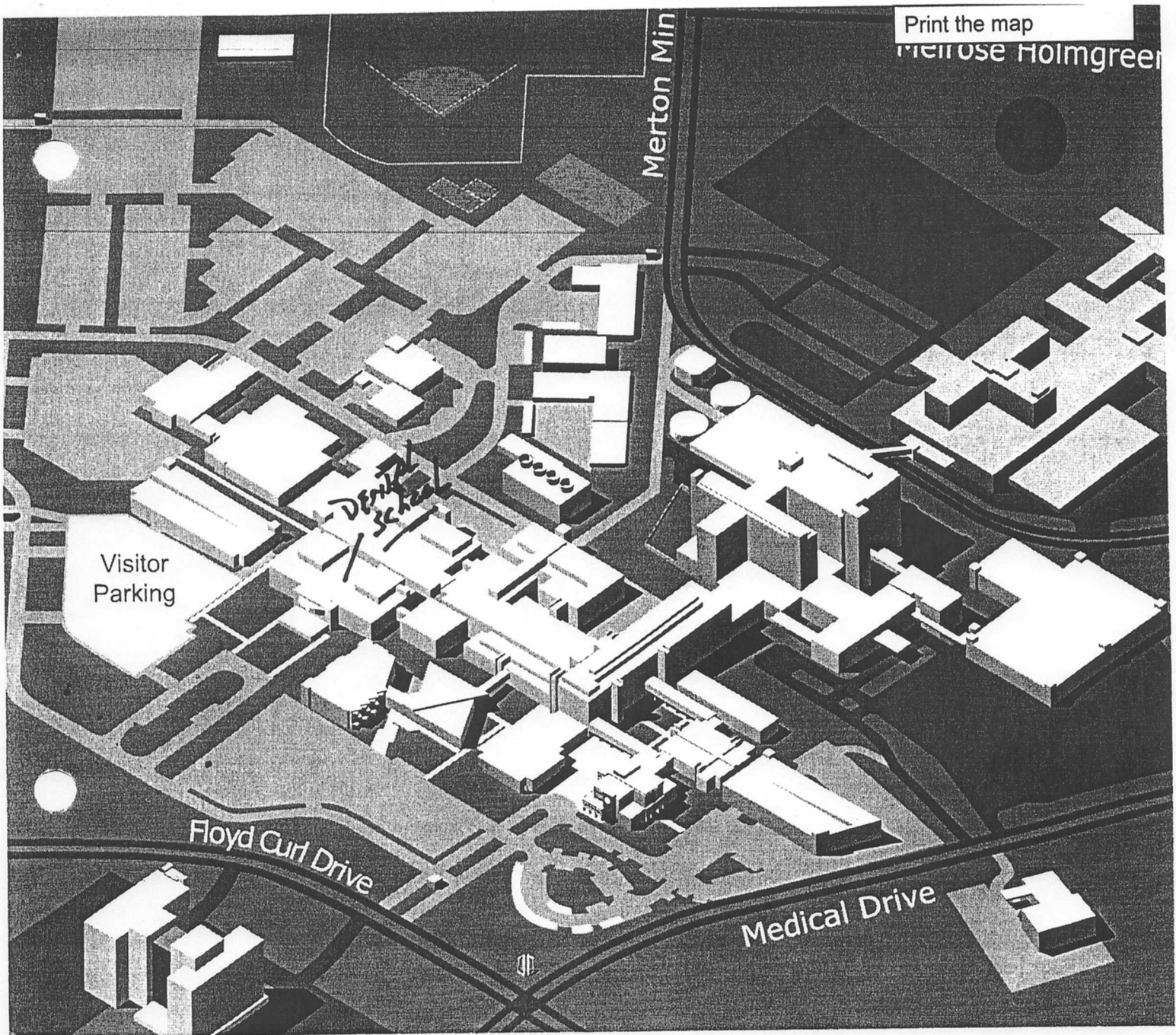
Endodontic Lab Exam: Dental School Preclinical Simulation Lab C&D (Rm. 3.358S.D) 3rd Floor

210-694-2750

Need help on the go? Get Voice Activated Directions for free. Call 1-800-FREE411 (1-800-373-3411).



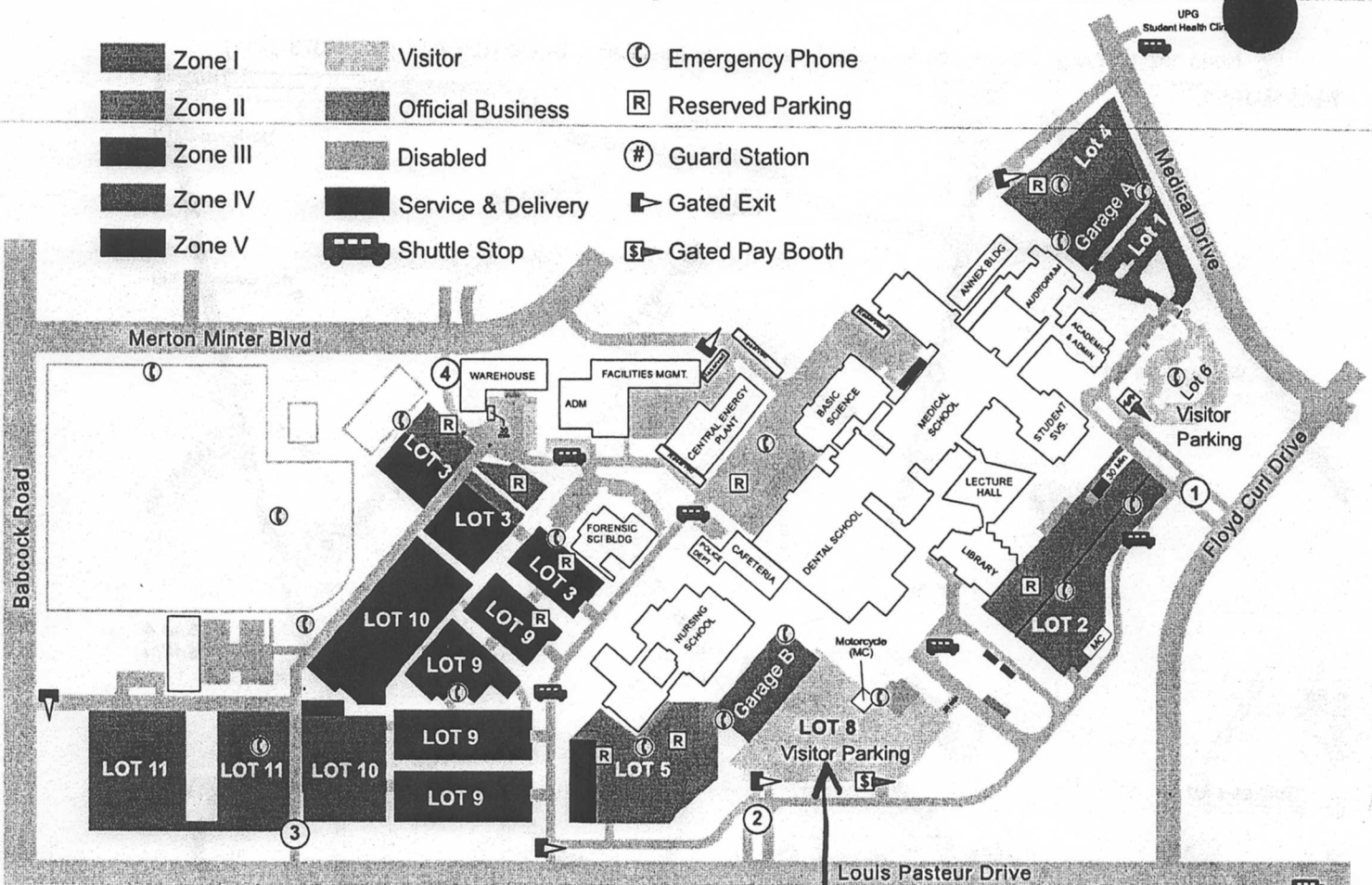
All rights reserved. Use subject to License/Copyright Map Legend
 Directions and maps are informational only. We make no warranties on the accuracy of their content, road conditions or route usability or expeditiousness. You assume all risk of use. MapQuest and its suppliers shall not be liable to you for any loss or delay resulting from your use of MapQuest. Your use of MapQuest means you agree to our [Terms of Use](#)



Central Campus Parking

7703 Floyd Curl Drive

- | | | |
|--|--|--|
|  Zone I |  Visitor |  Emergency Phone |
|  Zone II |  Official Business |  Reserved Parking |
|  Zone III |  Disabled |  Guard Station |
|  Zone IV |  Service & Delivery |  Gated Exit |
|  Zone V |  Shuttle Stop |  Gated Pay Booth |



Parking

