

School Information for

DENTAL

Candidates

Western Regional Board Examination

September 9-12, 2010



THE UNIVERSITY *of* TEXAS

HEALTH SCIENCE CENTER AT HOUSTON

DENTAL BRANCH

<http://www.db.uth.tmc.edu/>

TABLE OF CONTENTS

	<u>Page #</u>
Travel and Housing Arrangements	3
• Airline and Airport Information	3
• Ground Transportation To/From Airports	3
• Housing	4
Dental Branch Facility and Services	5
• Building Access and Hours	5
• Parking	5
• Registration and Identification Badges	5
• ATM Machines	5
• Food Service	5
Patient Screening and Radiographs	5
Preparing for the Exam	6
• Cubicles (Operatories)	6
• Equipment, Instruments and Materials	6
• ModuPRO™ for Endodontics Exam	7
• Sterilization	7
• Internal Laboratory	7
During the Board	8
• Infection Control	8
• Medical Emergencies	9
Handbook Appendices	
• Exam Room Assignments	10
• Dental Supplies	11
• Maps	13

Welcome to the University of Texas Health Science at Houston - Dental Branch

The Dental Branch is located in the Texas Medical Center at 6516 M.D. Anderson Boulevard (corner of Moursund and M.D. Anderson). This handbook has been prepared to assist dental candidates for the Western Regional Examination Board Exam. If additional information is needed after reading this handbook, please contact the Office of the Associate Dean for Patient Care at (713) 500-4111.

Travel and Housing Arrangements

1. **Airline and Airport Information**

Houston is served by two airports: Hobby Airport in Southeast Houston and George Bush Intercontinental Airport of Houston (IAH) in North Houston. Depending on origination, candidates may find flights into both airports and should inquire when booking reservations. Being the larger airport, Bush Intercontinental accommodates a larger number of airlines and flights.

2. **Ground Transportation To/From Airports**

In non-rush hour periods, expect a minimum drive time of approximately 25 minutes from Hobby and approximately 45 minutes from Bush Intercontinental. Candidates have three (3) primary choices for ground transportation from Houston's airports:

a. **Shuttle bus**

Texas Bus Lines (713-523-8888) operates the Airport Express Shuttle Service to/from both airports. Shuttle service is provided at the Marriott Medical Center and the Holiday Inn Hotel & Suites. One-way fares are approximately \$15.00 for Hobby and \$20.00 for Bush Intercontinental.

b. **Taxi cab**

Approximate one-way cab fare (without tip) is \$27.00 from Hobby and \$51.00 from Bush Intercontinental. While several companies serve Houston, candidates may elect to use one of the following:

Liberty Cab	(713) 695-6700
United Cab	(713) 699-0000
Yellow Cab	(713) 236-1111

c. **Rental car**

Both Houston airports are served by all major car rental companies. Those listed below are just a few that are available:

Alamo Rent-A-Car	(800) 327-9633
Avis Rent-A-Car	(800) 331-1221
Hertz Rent-a-Car	(800) 654-3131
National Car Rental	(800) 227-7368
Thrifty Car Rental	(800) 367-2277

d. **Directions for Driving from Airports and Freeways**

The Texas Medical Center campus is conveniently located on the southwest edge of downtown Houston, close to freeways and major thoroughfares. The following are directions from Bush Intercontinental and Hobby Airports:

From Bush Intercontinental Airport - Depart Intercontinental Airport onto Will Clayton Boulevard. Take Will Clayton to Highway 59 South. Travel Highway 59 South to Highway 288 (19 miles). Exit MacGregor Drive and turn right on North MacGregor Drive. Stay to your left and the Texas Medical Center campus will be on your right after Hermann Park. Turn right on Moursund. The UT-Dental Branch is located on the corner of M.D. Anderson Boulevard and Moursund.

From Hobby Airport - Depart Hobby Airport onto Broadway. Travel Broadway to I-45 North. Take I-45 North to 610 Loop West. Follow 610 Loop west and exit Fannin Street. Turn right onto Fannin Street and the Texas Medical Center campus will be on your right, approximately 2 miles. Turn right on Holcombe Blvd. Go approximately 2 blocks to M.D. Anderson Boulevard. Turn left on M.D. Anderson Boulevard. The Dental Branch is on the corner of M.D. Anderson Boulevard and Moursund.

See page 5 for parking information. For maps and getting in and around the Texas Medical Center, visit the TMC's web site at www.tmc.edu.

3. **Housing**

Reservations should be made directly with hotels/motels, and accommodations located within a few blocks of the school are listed below. Candidates should call for rates.

Residence Inn
7710 South Main
Houston, Texas 77030
(713) 660-7993

Marriott Medical Center
6580 Fannin Street
Houston, Texas 77030
(713) 796-0080

Holiday Inn Hotel & Suites
6800 Main Street
Houston, Texas 77030
(713) 528-7744

NOTE: All hotels/motels listed above provide courtesy transportation to the Dental Branch and Texas Medical Center campus.

Dental Branch Facility and Services

1. Building and Access Hours

The Dental Branch building will be open from 6:30 a.m. to 6:00 p.m. during the Western Regional Board Examination, unless otherwise requested by the examiners.

2. Parking

Parking in and around the vicinity of the Dental Branch is controlled by the Texas Medical Center. Candidates and patients should seek parking in visitor or public parking areas. Those locations nearest the school are Parking Garage #6, #10 and #15 at the John P. McGovern Texas Medical Center Commons. The rate as of 10/04/09 is hourly with a \$12.00 maximum daily fee. Five (5) day passes are also available at a discounted rate through the Texas Medical Center.

3. Registration and Identification Badges

Numbered badges will be issued to candidates at candidate orientation and will serve as an I.D. throughout the examination. The badge must be worn at all times while in the building. Badges must be turned in at the completion of the examination as part of the check-out procedure with the Western Regional Examining Board.

4. ATM Machines

ATM machines are located at the Methodist Hospital (first floor) and the John P. McGovern Texas Medical Center Commons (levels 1 and 6). These institutions are located within short walking distance of the school.

5. Food Service

The Dental Branch lounge (formerly “cafeteria”) is located in the basement. Food service is not available in the lounge, but candidates, assistants, and patients may bring food to the lounge. Food and beverage machines are located inside the lounge. Cafeterias and restaurants are located in hospitals and institutions near the school include The Methodist Hospital, T.I.R.R., and the John P. McGovern Texas Medical Center Commons.

Patient Screening and Radiographs

The Dental Branch **cannot** provide patients for candidates. Candidates should not ask the school for patients or patient records. All candidates may use the Dental Branch to screen patients, including use of radiology facilities. Screenings are to be performed in the school’s Assessment Clinic, Room 1.069. Any radiographs obtained on a potential patient require the written authorization of a Dental Branch Faculty member(s) assigned to the area. The *Radiograph Authorization Assessment Form* is available in the Assessment clinic. If candidates require duplication of radiographs for WREB patients, these duplications can be processed in the Radiology Clinic. The typical duplication charge is \$16.00, but the exact fee is dependent on the specific type and number of duplications.

Candidates using the Radiology Clinic are required to follow Dental Branch infection control policy and to wear proper clinic attire. Use of cubicles for taking radiographs must be scheduled by a Radiology staff member and will be on a space available basis. Candidates are required to provide all x-ray films to be exposed. If additional film is required, it may be purchased from the Dental Branch Bookstore (Room 8 in basement).

Candidates are encouraged to use double-pack film as the WREB will retain one set of radiographs at the completion of the exam.

Screenings for dental candidate patients may be performed on Tuesday, September 7, 2010 through Wednesday, September 8, 2010 between 9:00 a.m.--12:00 noon and 1:00 p.m.--4:00 p.m., and Thursday, September 9, 2010 between 9:00 a.m.-12:00 noon and 1:00 p.m.-3:00 p.m.

***Please note: the school will only accommodate conventional radiograph format (not digital).**

Preparing for the Exam

1. Cubicles (Operatories)

Each candidate will be assigned a numbered cubicle in the clinic by the WREB which will correspond to the applicant's numbered I.D. badge issued at orientation. A gas jet is located at the cubicle work bench but not on the unit. Each cubicle is equipped with one (1) dental chair (Adec), one (1) delivery unit equipped with an air/water syringe (Adec), and one (1) operator's stool. Any equipment malfunctions should be reported to the Office of Patient Care 713-500-4111 room 142.

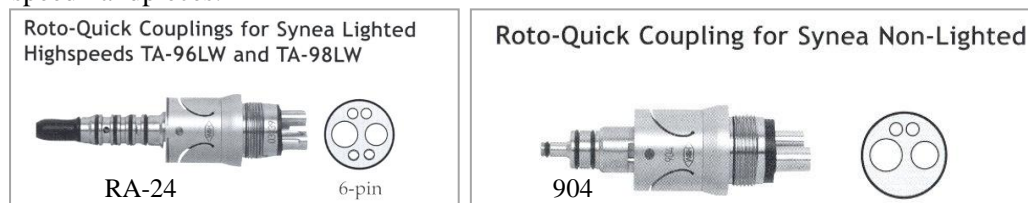
Candidates will be allowed to move in to assigned cubicles at a time to be determined by the WREB. Please note: Drawers and cabinets in cubicles are not available for storage. However, clinics are secured before and after exam hours.

2. Equipment, Instruments and Materials

Items supplied by the school are listed in the supplements at the end of this handbook (pages 12-13). Any equipment or supplies on loan to candidates must be returned prior to check-out. **Candidates may be required to submit a valid driver's license when equipment or supplies are borrowed. The license will be held until the borrowed items are returned.**

a. Handpieces

All A-Dec dental chairs are permanently (cannot be removed) equipped with RA-24 couplers for W&H high speed handpieces and 904 Roto-Quick couplers for W&H slow speed handpieces.



W&H electric motor tubing are available (no motors supplied)

Satelec SP Newtron Ultrasonic scaler connections are available (no scalers supplied)

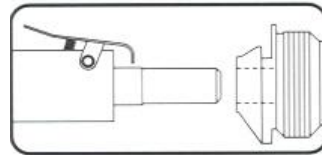
No adaptors are available and there are no handpieces available for rental to candidates. Please be sure you have the required handpiece; W & H is the only type that will fit.

b. Ultrasonic Scalers

All dental units have quick-connector water sources. The names of some scaler units

adaptable to the school's quick connector with ¼" fitting are:

- Cavitron (Dentsply)
- Denson Scaler (Dentsply)
- Schein
- Titan - Star



Note: Rental ultrasonic scalers and inserts are not available for dental candidates.
Satelec SP Newtron Ultrasonic scaler connections are available (no scalers supplied)

3. **ModuPRO™ for Endodontics Exam**

The 2010 WREB endodontics examination will use the ModuPRO Endo model: MPE120 MQR. This one model, which contains everything needed to successfully perform the endo portion of the WREB, will correctly attach to virtually all simulation systems. Adapters and plates are not necessary with the ModuPRO Endo kit. If mounting to a Frasco simulation system, which is the system used at the Dental Branch, simply remove the four screws attaching the articulator to the upper and lower Carrier Trays. This system uses a manikin on a post. Limited quantities of the ModuPRO™ Endo Kit may be available in the Dental Branch Bookstore. Candidates should contact the school Bookstore at 713-500-4450 for more information. In addition, limited quantities of the individual endo modules, fixing gel and apex putty are also available in the Dental Branch Bookstore. Other sources for these required materials are through Sullivan-Schein Dental at www.henryschein.com or through Acadental directly at www.acadental.com.

4. **Sterilization**

Instruments and handpieces properly cleaned, dried, wrapped and marked with appropriate candidate I.D. # will be accepted for steam sterilization at the second floor clinical dispensary, Room 223. It is recommended that instruments be turned in prior to 10:00 a.m. on the day of check-in and picked up by 12:00 noon the same day.

Sterilization services are available between 8:00 a.m. and 12:00 noon and from 1:00 p.m. to 4:00 p.m. starting on Monday, May 10, 2010 through Sunday, May 16, 2010. Instruments received after 3:30 p.m. will not be ready until 7:30 a.m. the following day.

5. **Internal (“Casting”) Laboratory**

Candidates have access to one laboratory during the exam. Clinical Lab, Room 241, is available only during regular exam hours. The following items are available to candidates for use in the clinical laboratory:

- Casting machines
- Dental lathes (with and without quick chucks)
- Furnaces
- Model trimmers
- Pindex machine
- Sand blast cleaners
- Torches (Gas/Air) - tips are available from lab dispensary
- Ultrasonic cleaners
- Vibrators
- Whip Mix vacuum mixing machines and bowls

Absolutely no persons other than candidates will be allowed in labs.

*Please note that the school does not provide any outside labs, if this is something that you require, please do any research or make arrangements prior to your arrival.

During the Board

1. Infection Control

a. Surface Asepsis

- Handles of the unit light, x-ray heads, light cure units, and air-water syringes may be covered with either clear plastic wrap or aluminum foil.
- The patient chair, dental unit, and counter tops may be disinfected by using disinfectant wipes.
- Plastic head rest covers and plastic wrap are provided. Disinfectant wipes and barrier bags are available on each floor.
- Candidates must furnish their own utility gloves to be worn during scrub and handling of dirty instruments.

b. Personnel Protective Equipment

- Appropriate protective clothing, including disposable gowns, are available (one per day) and must be worn in occupational exposure situations.
- Disposable gloves, masks and gowns are located at each clinical dispensary.
- Candidates are to provide their own OSHA-acceptable protective glasses. The school will provide protective glasses for patients on a “loan” basis.
- Chlorhexidine antiseptic soap is available at sinks in all clinics.

c. Hazardous Waste

- Any blood/saliva-soaked waste is considered hazardous and must be disposed of in biohazard bags available at the clinical dispensary.
- Biohazard bags may be attached to the sides of the bracket tray. At the end of each session, bags should be sealed with tape and placed in biohazard waste containers which are located at the dispensary

d. Sharps Disposal

All needles, anesthetic cartridges, and any potential sharps are to be placed in the red plastic sharps containers located on the back wall of each cubicle.

2. Medical Emergencies (“Code Blue”)

In order to alert emergency personnel to a medical emergency and not unduly alarm the patient population, the following protocol must be followed upon discovering a serious medical emergency:

- a. The patient will remain in the care of the candidate or person discovering the problem. **The patient must not be left alone.** The assistant or responsible person will be sent to report the problem to the floor Examiner.
- b. The Floor Examiner will make a judgment as to whether a “coded” emergency exists.
- c. The assistant will be sent to the nearest dispensary for an emergency crash cart with a request that the dispensary place an immediate call for a “Code Blue” announcement.
 1. If a “coded” emergency has been declared, dispensary personnel will provide the emergency crash cart for the messenger and immediately place calls to the following locations:

Office of Clinical Services (DB 348)	Dial ext. 4008
Office of Patient Care (DB 142)	Dial ext. 4111

The message should be stated clearly and briefly as follows:

“Code Blue in progress on _____ floor, _____ area.”
 2. If nursing assistance only is requested, dispensary personnel will immediately notify the Office of Clinical Services, ext. 4008.
- d. In all possible emergencies:
 - Place the patient in a supine position, if unconscious
 - Assess consciousness and responsiveness
 - Check airway, assist respiration if indicated
 - Check pulse, be prepared to perform CPR if indicated
- e. Emergency carts are located in all clinical dispensaries, and the Oral and Maxillofacial Surgery Clinic (DB 2.060 G) and hallway of second floor south clinic area (Endodontics/Orthodontics/AEGD clinics). A floor RN with a crash cart and emergency personnel will go to the area of the emergency on a “Code Blue”. Emergency manuals are located on the crash carts.
- f. The examiner assumes responsibility for resuscitative procedure and the administration of emergency drugs until relieved by other personnel. Emergency manuals are located on the crash cart.

EXAM ROOM ASSIGNMENTS

Schedule* and Locations

Room

Thursday September 9, 2010

Turn in Endo	207
Candidate Orientation	207
School Tour	207

Friday September 10 thru Sunday, September 12, 2010

Clinic Exam Area (2nd floor) (Left-handed cubicles to be designated by WREB)	Bays: L-P, S-X
Endodontic Lab Exam (Simulation Center)	1.084

Other Important Rooms

• Clinical Dispensary/Central Sterilization Receiving	223
• Clinical Laboratory (Regular Hours)	241
• Casting Equipment (tongs, torch tip, etc.)	122

*See official WREB documents for times.

DENTAL SUPPLIES

Items Supplied by Clinical Dispensary (items not listed are the responsibility of the applicant):

- Air/Water Syringe Tip, Disposable
- Amalgam Capsules
- Anesthesia, Local & Topical
- Articulating Paper
- Autoclave Tape, Masking Tape
- Bags, Biohazard
- Bags, Sterilization
- Bags, Trash
- Integrity Temp Grip
- Cement, Permanent (Duralon, Ketac, Rely X-Luting Cement, Rely X-Veneer Cement, Variolink II, Zinc Phosphate)
- Composites (Filtek, Vitalessence)
- Cotton Gauze - 2x2 Sponges
- Cotton Pellets
- Cotton Rolls
- Cotton Swabs
- Crowns, Temporary
- Crown Formers (Ellman's, Integrity)
- Cups, Drinking
- Disinfectant Wipes (Sani Plus)
- Dycal
- Ellmans Acrylic
- Evacuator Tips
- Face Masks
- Facial Tissue
- Floss
- Glass Ionomer – Fuji II LC
- Gloves
- Headrest Covers
- Impression Material
- Impression Trays, Disposable
- Mouthwash
- Napkins, Patient
- Needles, short and long
- Paper Towels
- Plastic Wrap
- Polishing Materials for Restorations
- Prophy Paste
- Pulp Testers
- Retraction Cord
- Rubber Dam & Napkins
- Saliva Ejectors
- Soap, Hand
- Styrofoam Trays
- Temporary Filling Materials (Cavit, Cavit-G, Systemp, IRM)
- Tray Covers

Items Supplied by Clinical Laboratory:

- Alcohol, Lamp
- Casting Tongs
- Crucibles & Cradles For Casting Machines
- Dowel Pins
- Matches
- Plaster, Dental
- Stone Dental
- Torch Tips (Loan Slip Required)

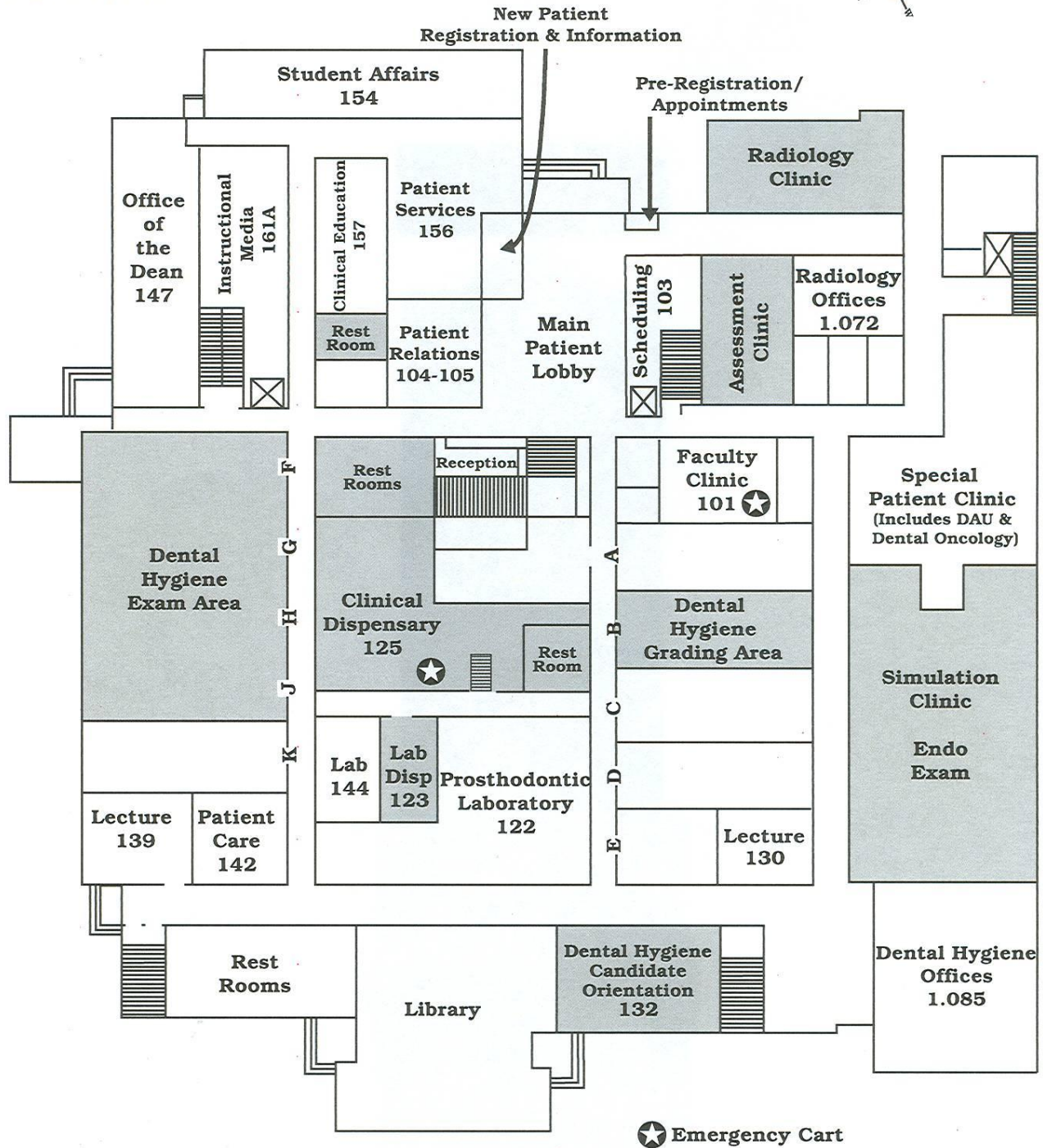
Items Supplied for Endodontics Exam:

- Air/Water Syringe w/Hub
- Automatic & Rapid X-ray Processors (with chemicals)
- Endodontic Sealer
- Eugenol
- Face masks
- Film Mount For Endo Lab Exam
- Gloves
- Gowns
- Isopropyl Alcohol
- Manikin heads (on pole mounts)
- Paper and Gutta Percha Points
- RC- Prep
- Rubber Dam
- Sodium Hypochlorite (Bleach)
- Super Glue
- Viewer
- X-ray Films
- Zinc Oxide
- Zip Lock Bag

Please Note: Candidates must provide their own files

WREB Floor Plan

First Floor

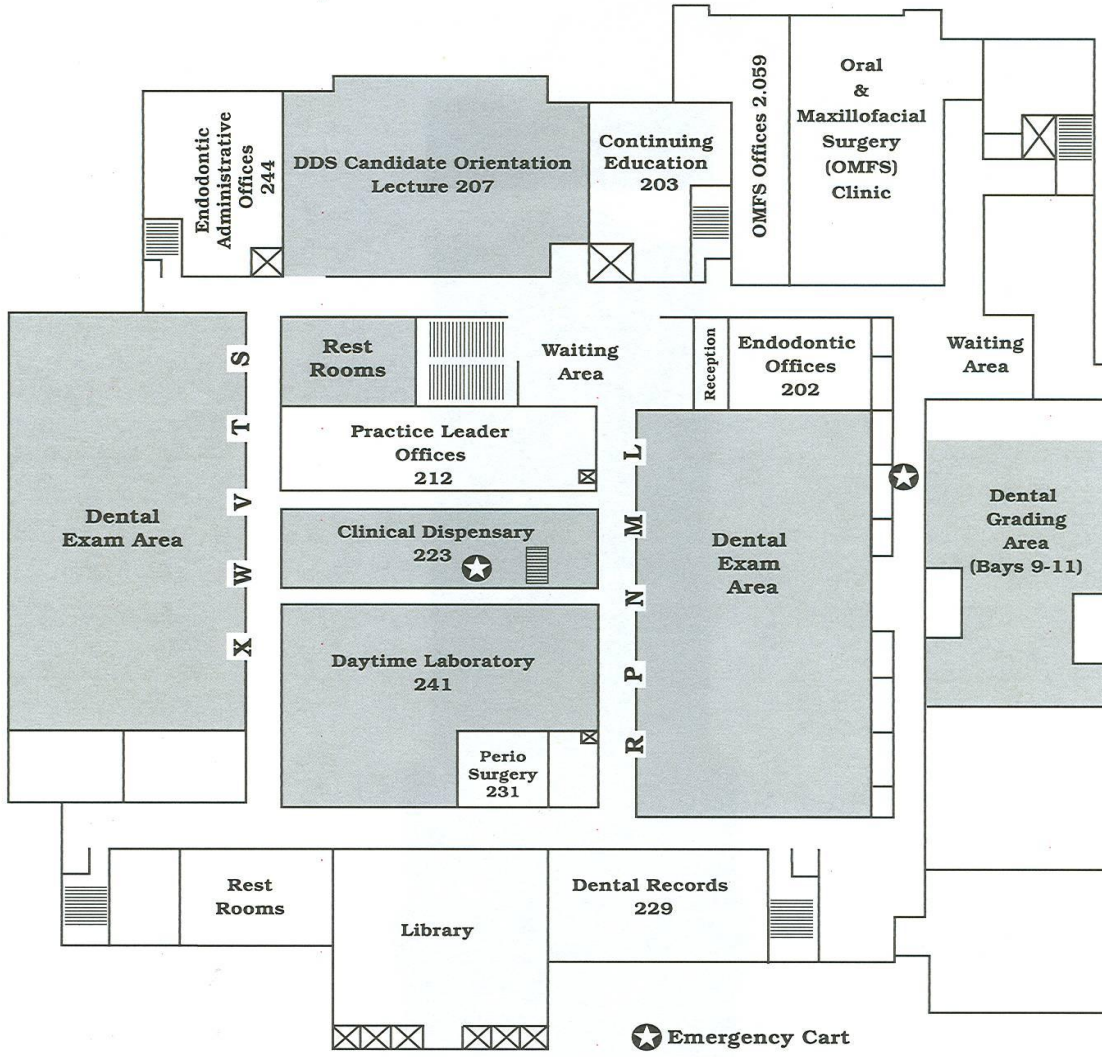


THE UNIVERSITY of TEXAS
 HEALTH SCIENCE CENTER AT HOUSTON
 DENTAL BRANCH

November 2007

WREB Floor Plan

Second Floor

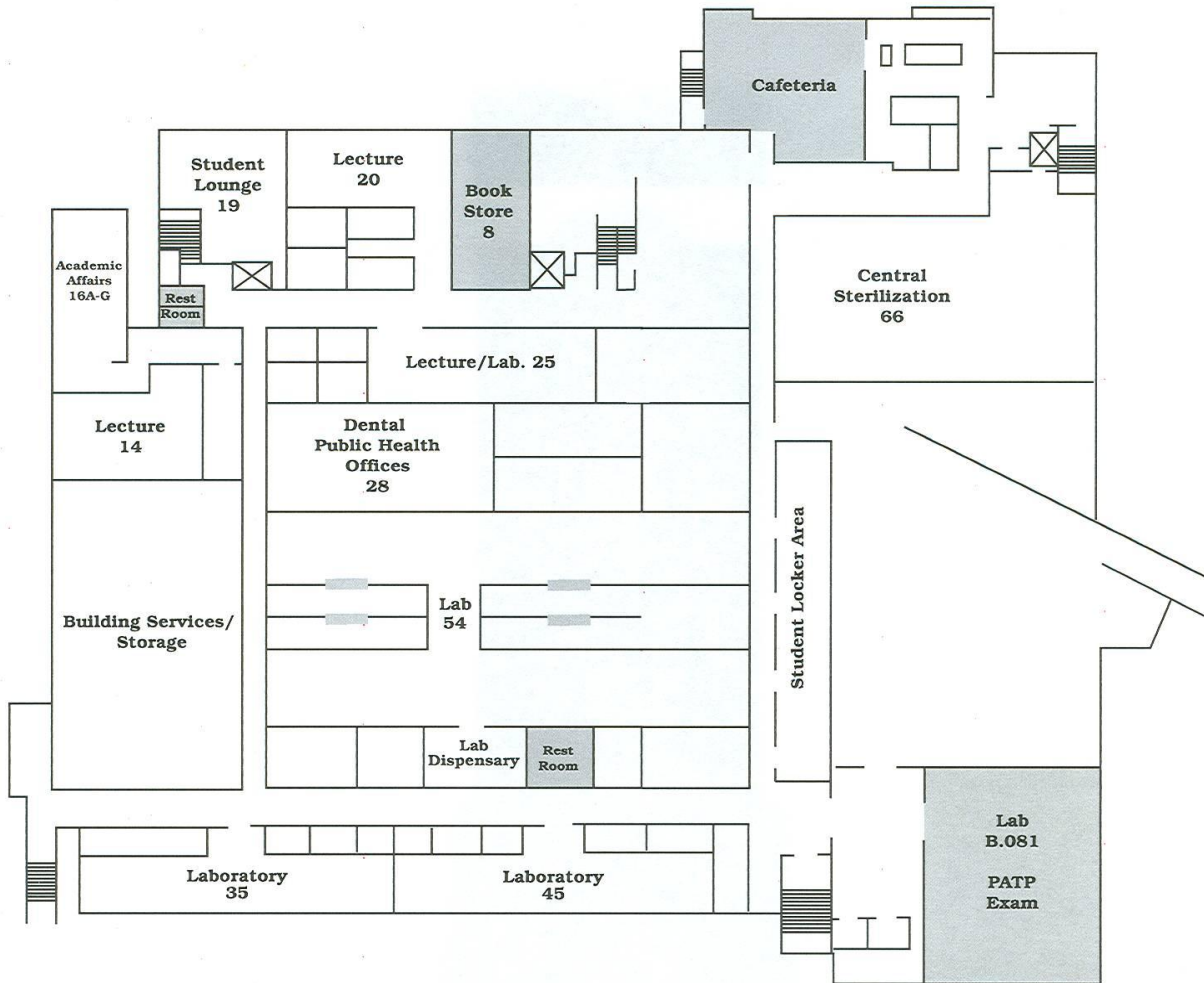


THE UNIVERSITY of TEXAS
HEALTH SCIENCE CENTER AT HOUSTON
DENTAL BRANCH

November 2007

WREB Floor Plan

Basement



THE UNIVERSITY of TEXAS
HEALTH SCIENCE CENTER AT HOUSTON
DENTAL BRANCH

November 2007