

The
University of Oklahoma
College of Dentistry

Dental Candidate
Information Sheet

WESTERN REGIONAL EXAMINING BOARD

(April 27 - April 30, 2012)

The University of Oklahoma College of Dentistry is making its facilities available to the Western Regional Examining Board (WREB) as a testing site only. This handout is intended to address questions you may have regarding the facility and its role in the examination.

If you need any additional information or clarification regarding this information, please contact Mary Gowin in the Office of Environmental Compliance at (405) 271-3083 or by e-mail at mary-gowin@ouhsc.edu.

Please do not call the school for any interpretation of material contained in your Candidate Manual. Questions regarding the examination itself (content, patient requirements, paperwork/forms, etc.) should be directed to the WREB office.

Patient Procurement

Candidates must provide their own patients. The college will **not** furnish any patients or make any of its clinic records available either for screening or for use during the examination. Furthermore, the college has no external sources from which potential patients can be drawn. If the candidate cannot bring their own patient, they will need to explore other alternatives (private practitioners in the area, personal contacts, community shelters, etc.) on their own. **We support WREB in discouraging the use of patient procurement services and believe that with adequate planning candidates should be able to find an appropriate patient for the exam.** Neither the College of Dentistry nor the Faculty or Staff of the College of Dentistry will assume responsibility for follow up patient care.

Equipment & Supplies

The following clinic/laboratory supplies will be furnished during the examination:

| | |
|---|--|
| Amalgam Alloy (pre-measured capsules) | Lab stones and investment material |
| Anesthetic - topical and local | Lubricant (Vaseline) |
| Articulating paper | Masks- Ear Loop, Cone, Face Shields |
| Bags (trash, biohazard, sterilization) | Mouthwash |
| Calcium Hydroxide (Dycal) | Needles (27 long & short, 30 extra short) |
| Caries Indicator | Over-gloves |
| Cloth Over-gowns | Patient napkins |
| Composite Resin including Bonding Agent | Polishing materials |
| Cotton rolls and pellets | Prophy paste |
| Cotton-tipped applicators | Seal Tight air/water syringe tips (no metal tips!) |
| Cups, plastic medicine, drinking | Patient Eye Protection |
| Disinfectant solution - Pro Spray C-60 | Rubber dam and napkins |
| Desensitizer (Gluma) | Styrofoam trays (for instruments) |
| Ethanol (for alcohol torches) | Tongue Blades |
| Evacuation & saliva ejector tips | Waxes, various |
| Floss, waxed and unwaxed | X-ray film and developing solutions |
| Gauze sponges (2x2 and 4x4) | |
| Glass Ionomer Liner (Vitrebond) | |
| Gloves (latex, vinyl, nitrile) | |

Headrest and Chair covers/ Barrier Film sheets

Supplies furnished for the **endodontic** portion of the examination are listed below. The College of Dentistry teaches the **warm vertical condensation technique**; materials are available for that technique **only**. If you use lateral condensation, you must supply your own condensers and master/accessory points. **Hand instruments (condensers, spatulas, etc.) will not be provided.**

| | |
|--|---|
| Chloroform | Eugenol Solvent for Roth Cement |
| Calamus units w/ gutta percha cartridge | Gauze sponges (2x2) |
| System B units | Gutta percha |
| Root Canal Conditioner (RC Prep) | Irrigation solution and syringes |
| Durelon cement | Paper points (#45 fine, #60 med., #80 coarse) |
| Files 21mm, 25mm, and 31mm length (#10- #60) | Pulp canal sealer (Kerr's extended time only) |
| Gates Gliddens | Radiographic film (IP 21 INSIGHT #2)* |
| | X-ray processing hanger clips |

* The University of Oklahoma is not equipped for digital radiography.

Candidates will be using portable hand developers to process their post-treatment endodontic radiographs. Automatic developer/processors will **not** be available. Since films will be processed wet, the candidate may wish to bring a small portable hairdryer to expedite the drying/mounting of their radiographs.

Candidates will be mounting the (Acadental Co.) ModuPro Endo (arches) on screw type (not magnetic) for use in a simulator mannikin. Mannikins have a facial shroud that may or may not be used during the exam.

Candidates must supply their own Acadental ModuPro Endo arches and natural teeth for the arches. ModuPro Endo arches **will not** be available for purchase. Contact Acadental directly at www.acadental.com/wreb.htm or 1-888-585-0678 or email - inquiries@acadental.com

Candidates must furnish their own equipment (Acadental ModuPro Endo arches, teeth, handpieces, operative burs, hand instruments, anesthetic syringes, curing lights). If an item is not on the foregoing lists, the candidate must bring it with them. The College of Dentistry will assume no responsibility for any omissions in armamentarium.

Equipment Rental

Clinic instruments, high-speed and slow-speed handpieces, will be available for rental on a limited basis. Sonic and ultrasonic scalers will **not** be available. **Equipment may be picked up in Room 232 following the candidate tour (approximately 5:00 p.m.) on Friday, April 27 and must be returned no later than 1:00 p.m. Monday, April 30.**

Rental fee payments must be **in cash only; no personal, travelers, or cashier's checks, will be accepted.** Current rental fees are as follows:

| | |
|---|---------|
| High-speed hand-piece [Star] | \$85.00 |
| Slow-speed hand-piece [Star Titan] | \$75.00 |
| Restorative hand instruments | \$60.00 |
| Periodontal hand instruments (include Nabors Probe) | \$45.00 |

High-speed hand-pieces include fiber-optic swivel, slow-speed hand-pieces include motor, straight nose cone, latch contra-angle, and swivel (for unit hose attachment). They do **not** include the screw-type prophylaxis angle head. Friction-grip slow-speed handpieces are not available.

A list of the items included in the restorative and periodontal instrument kits is attached as an appendix to this handout. If a candidate arranges to rent restorative instruments, the materials for the application of a rubber dam (frame, clamps, etc.) will be available in the clinic dispensaries.

Since the instruments in these kits are not brand new, the candidate is advised to bring any instruments that they plan to use frequently or rely on heavily. The candidate may also wish to purchase examiner instruments (mouth mirrors, explorers, etc.) to ensure their condition.

If you anticipate renting any equipment, you must notify Mary Gowin in the Office of Environmental Compliance (405) 271-3083 or by e-mail mary-gowin@ouhsc.edu no later than Friday, April 20, 2012 so that appropriate rental arrangements can be made. Due to a limited supply of this equipment, availability cannot be guaranteed.

Clinic Operatory Equipment

Each clinic operatory is equipped with an Adec unit, for operator and assistant. The **operator side of the unit** has:

1. Six-hole style handpiece (2 large & 4 small holes) connector on gray tubing. This tubing has coolant water, an electric supply for fiber optic and is used with the **high-speed** handpiece or a sonic scaler (refer to diagram).
2. Four-hole style hand-piece (2 large & 2 small holes) connector on gray tubing. This tubing has no water and is used with the **slow-speed** handpiece only.
3. Tri-function air/water syringe

There is a viewbox for radiographs mounted above the counter at each operatory. The **assistant side of unit** has:

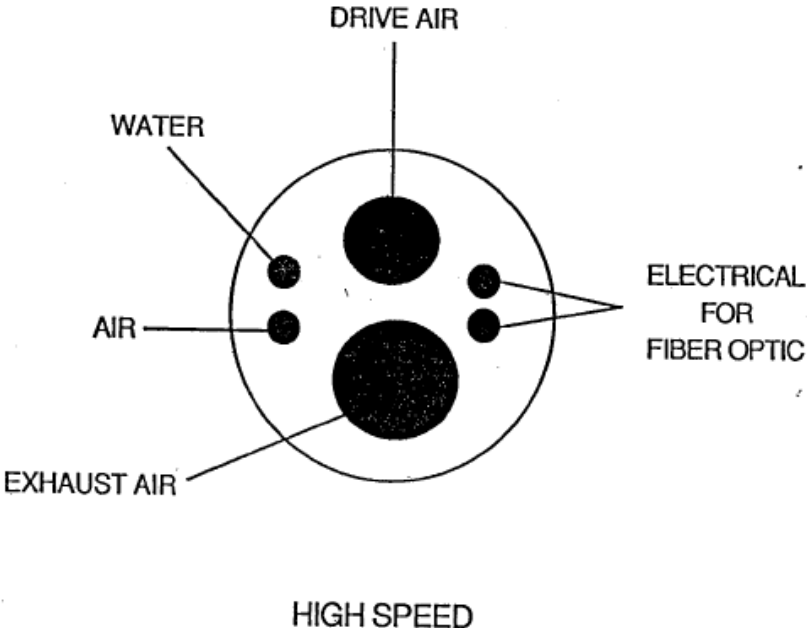
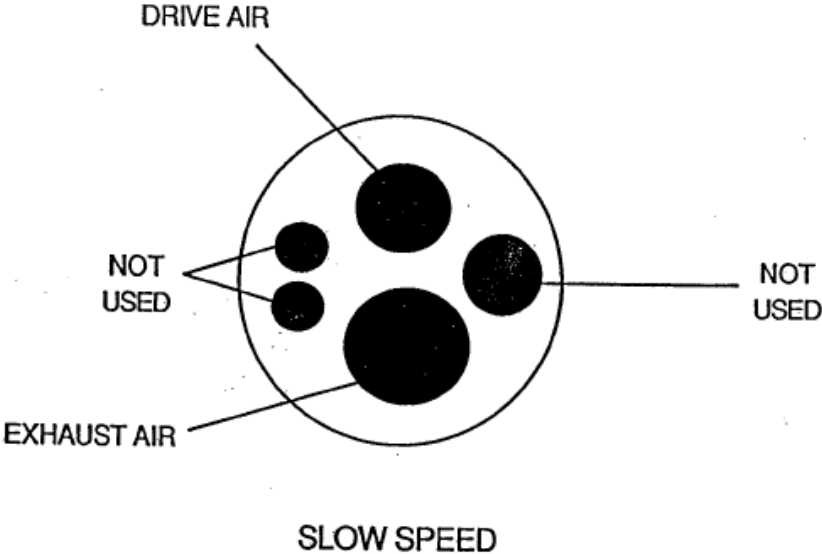
1. Tri-function air/water syringe.

2. Two high-volume evacuation hoses.
3. A saliva ejector hose.
4. 1/4" quick-connect water source for ultrasonic scalers located on the base of the chair.
5. Two electrical outlets located near the base of the chair.

Equipment Malfunctions

If a candidate experiences any equipment or unit malfunction during the exam, it must be reported to clinic dispensary personnel. An on-site technician will be sent immediately to that area to make the necessary repairs.

UNIVERSITY OF OKLAHOMA
COLLEGE OF DENTISTRY
HANDPIECE HOSE CONNECTIONS



Infection Control

Standard Precautions

The College of Dentistry requires the use of standard precautions, which includes gloves, facemasks, protective eyewear, and barrier clothing, i.e. cloth over-gowns during all direct patient contact. Gloves and facemasks and cloth over-gowns will be made available however the candidate must provide their own OSHA-acceptable eyewear. Patient protective eyewear will be provided. Red cloth laundry bags may be found in clinic labs areas, please remove cloth over-gowns and place them in these bags prior to leaving the clinic area.

Surface Asepsis

Use a modified spray-wipe-spray technique for surface disinfection of the clinic operatory carts/stools, light handles, counter tops, etc. Use headrest and chair covers, as well as barrier film sheets on light switch, light handles, arms of patient chair, view box switch and unit touchpad. Barrier bags will be provided for air/water and suction hoses. Patient, operator and assistant chairs are to be cleaned with Silky Soap as needed. If blood is visible on the chair disinfectant may be used. The following materials and supplies will be available in the clinics for appropriate infection control procedures:

- Pro-Spray C-60 surface disinfectant (at each operatory)**
- Headrest and chair covers for the dental chair**
- Barrier film sheets to cover unit light handles, armrests, view box switch and unit touchpad**
- Barrier bags for air/water syringe handles**
- Cloth over-gowns**
- Disposable plastic overgloves**
- White plastic bags for disposal of contaminated items**
- Sharps containers for disposal of needles and anesthetic carpules**
- Silky Soap for cleaning vinyl chair upholstered areas**
- Amalgam Scrap containers**
- Seal Tight Disposable Air/Water syringe tips**

Hazardous Waste Disposal

Place contaminated items (gloves, used gauze, cotton rolls, and such disposables as saliva ejectors, and evacuation tips) in the white plastic bags attached to the operator cart. At the end of treatment, deposit the bag in the trash receptacles located in each clinic. Any items that are blood soaked should be placed in the hazardous waste receptacles located in each clinic.

Sharps Disposal

Place all needles, scalpel blades, and other sharps in the red plastic sharps containers located at each dental unit.

Amalgam Disposal

Containers for scrap amalgam disposal will be available at each clinic dispensary.

Sterilization

Central Sterilization Clinic hours of operation during the exam will be 7:00 am to 5:30pm. The main sterilization facility (Central Sterilization) is located on the second floor room 264. Sterilization bags will be available at each clinic dispensary and at the Central Sterilization drop-off window. Candidates must clean/bag their instruments and appropriately identify them to ensure their return. **Central Sterilization will not accept any items that have not been appropriately prepared and must include the candidate number for identification.** Candidates must therefore show candidate ID in order to pick up sterilized equipment.

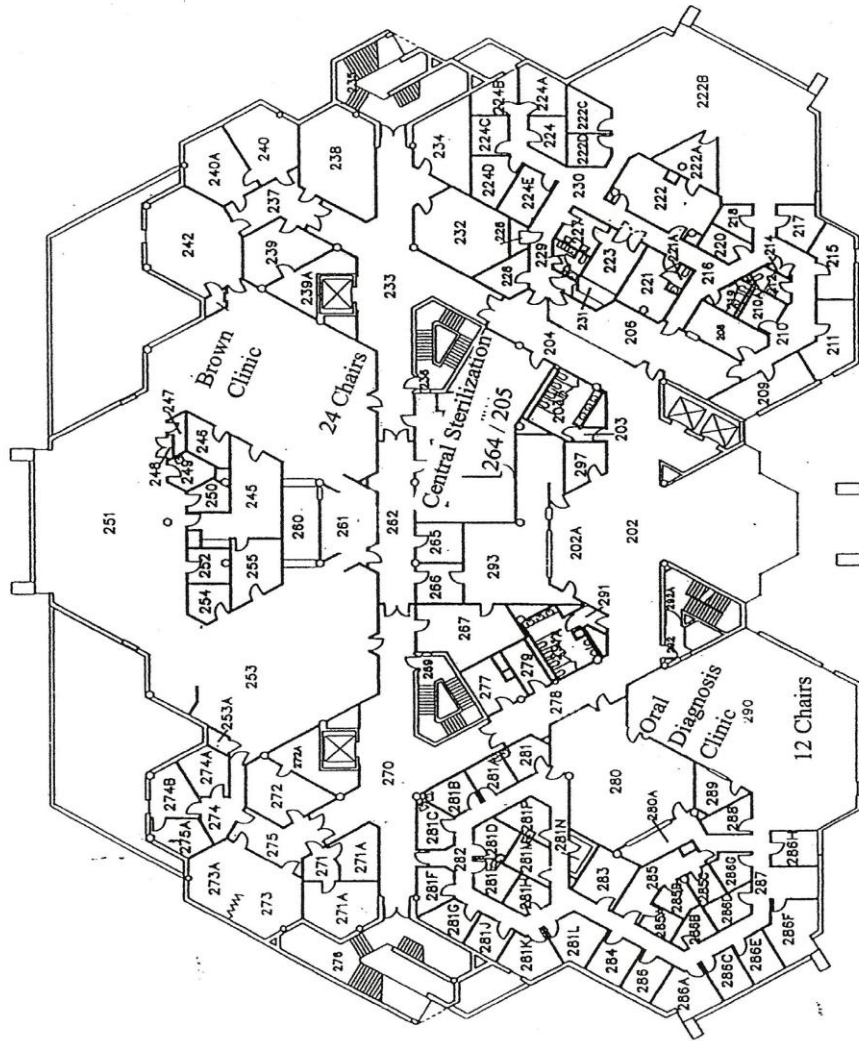
Emergency Protocol

For the management of medical emergencies at the College of Dentistry, each clinic is furnished with a medical crash cart stationed on the clinic floor. Positive pressure oxygen and various medical supplies are available in each clinic. Automated External Defibrillators (AEDs) are located in the North hallway on the second, third, and fourth floors. If the candidate is experiencing any type of medical emergency, notify the clinic dispensary immediately. Emergency phone numbers are listed near each clinic phone. More detailed instructions on managing medical emergencies will be provided during the school tour.

Facilities Tour

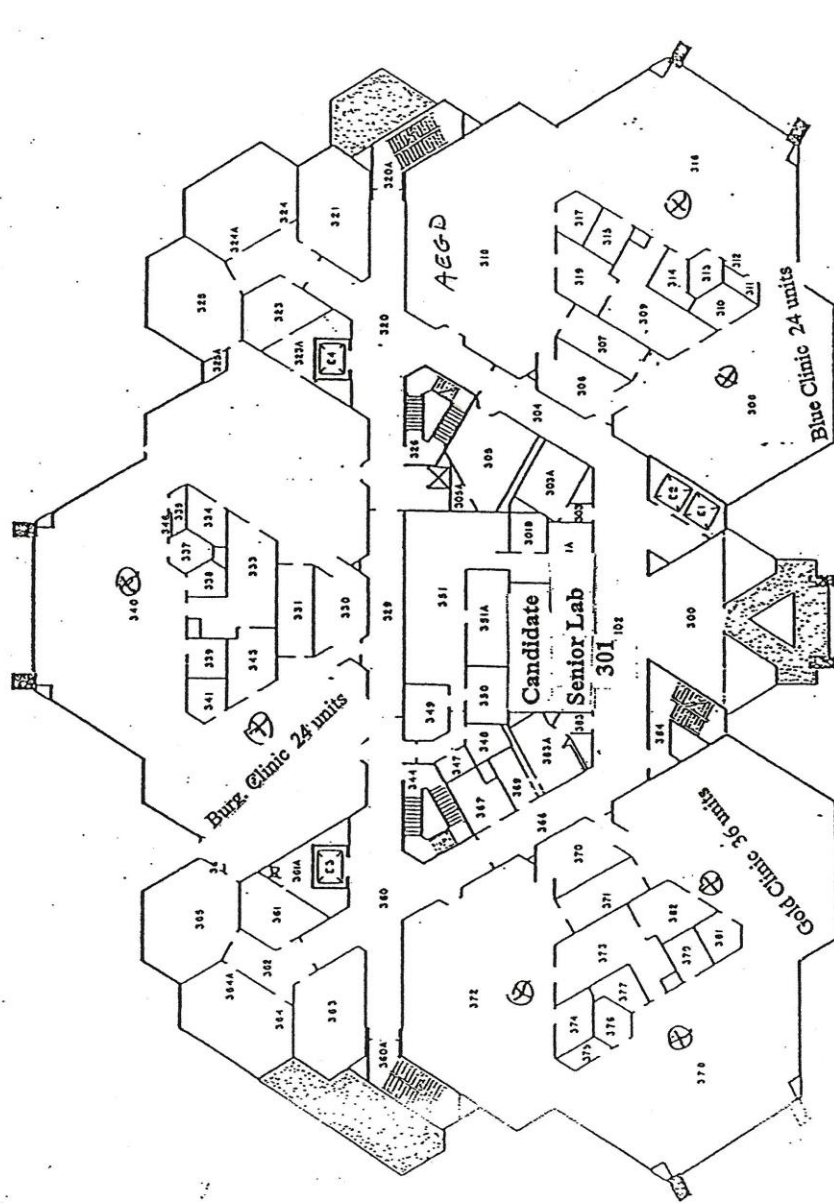
A tour of the school is planned for Friday April 27, 2012 immediately following your orientation. Please remain in the orientation room for a brief presentation by the site coordinator prior to the actual tour. Rental equipment will be available in room 232 after the tour (5:00 p.m.).

2-1

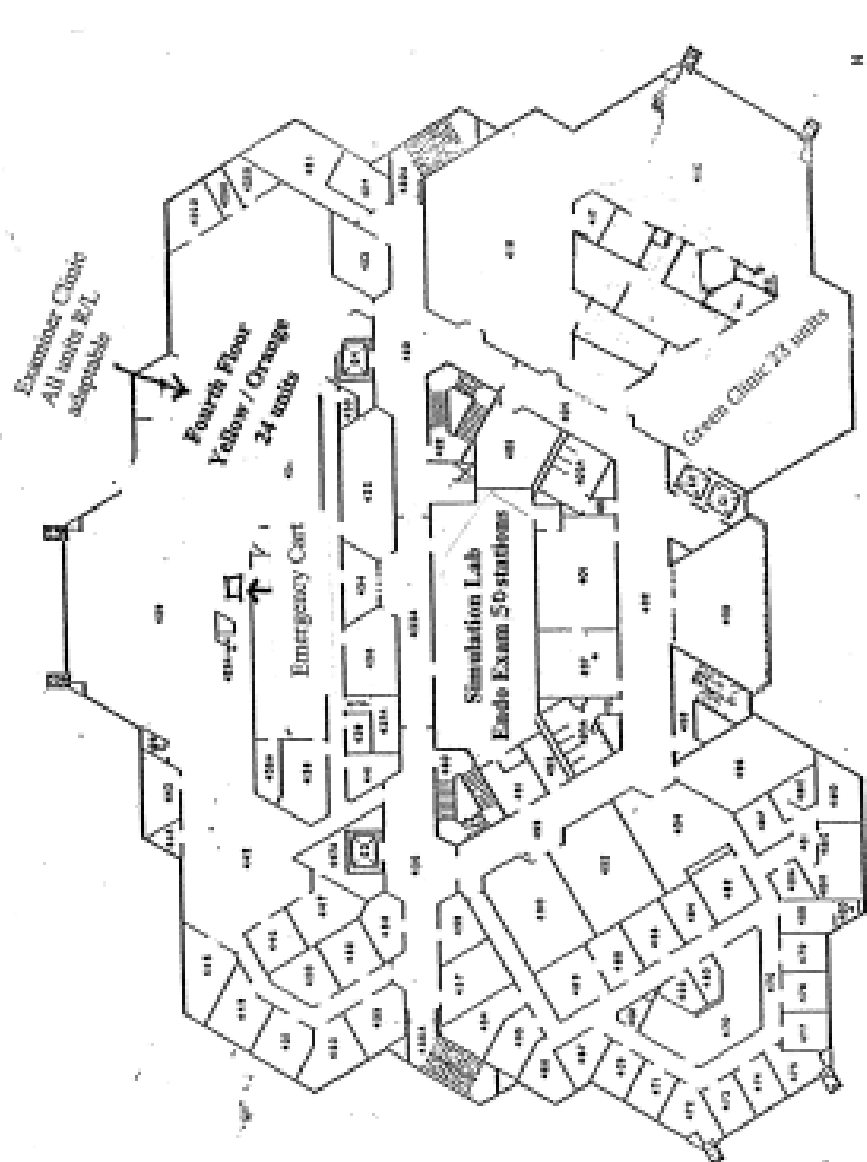


3044
DENTAL CLINICAL
SCIENCES BUILDING
SECOND FLOOR
THE UNIVERSITY OF OKLAHOMA HEALTH SCIENCES CENTER

2nd floor



DENTAL CLINICAL SCIENCES BLDG.
Third Floor Dental Exam



DENTAL CLINICAL SCIENCES BLDG.
Fourth Floor Dental Exam

Directions to the College

The address for the College of Dentistry is 1201 N. Stonewall Ave., Oklahoma City, OK 73117. The College of Dentistry is located on the University of Oklahoma Health Sciences Center Campus just east of downtown Oklahoma City. A map including points of interest is included in this handout with the school's location highlighted for the candidate's reference.

Parking

Ample parking for candidates and their patients is located directly east, across the street from the school in the Stonewall Parking Garage. The candidate will be assessed a fee without a validated parking ticket on Friday and Monday during the exam. Validation may be obtained at the Information Desk on the first floor. No validation is required for parking on Saturday and Sunday. Handicapped parking in front of the school is available but limited. Additional handicap spaces are available on the first floor of the Stonewall Garage. If candidates have questions regarding parking contact the information desk at (405) 271-6326.

Food/Lunch Facilities

The Student Commons on the first floor has food vending machines and a microwave oven available. Many of the hospitals on the Health Sciences Center campus are within walking distance of the College of Dentistry and have cafeterias and takeout facilities. There are also a number of restaurants on Lincoln Boulevard just north of the State Capitol (about 1-2 miles north of the school). **Bricktown** is also 1-2 miles southwest of the school and has many wonderful restaurants and lots of atmosphere!

Information desk staff will be happy to provide you with additional information about local restaurants and other facilities.

There is an ATM machine available in the Student Union: which is located on N. Stonewall Ave. less than a block from the College of Dentistry.

Accommodations

Some of the hotel relatively close (within 5-15 miles) to the school are listed below. Ask about weekly rates and kitchenettes. Consult the local telephone directory for additional accommodations:

Please contact your hotel choices directly for information about room rates, facilities, proximity to the Health Sciences Center, transportation, etc. Do not call the school for this information.

Holiday Inn Express (Airport Area)

4400 Highline Blvd

OKC, OK 73108

(405) 948-3366

www.ichotelsgroup.com

OKC, OK 73108

(405) 942-0040

Ramada (Airport Area)

2200 S. Meridian Ave.

OKC, OK 73108

(405) 681-9000

www.ramada.com

Renaissance OKC Hotel

(Downtown/Bricktown Area)

10 N Broadway Ave

OKC, OK 73102

(405) 235-2780

www.marriot.com

Residence Inn by Marriot

(Airport Area)

4361 W. Reno Ave

OKC, OK 73107

(405) 942-4500

www.marriot.com

Sheraton OKC Hotel

(Downtown/Bricktown Area)

1 N Broadway Ave

OKC, OK 73102

(405) 235-2780

www.starwoodhotels.com

Biltmore Hotel (Airport Area)

401 S Meridian Ave

OKC, OK 73128

(405) 947-7681

www.biltmoreokc.com

Courtyard by Marriot

(Downtown/Bricktown Area)

2 W Reno Ave

OKC, OK 73102

(405) 232-2290

www.marriot.com/okcdt

La Quinta Inn (Airport Area)

800 S Meridian Ave

Skirvin Hotel
(Downtown/Bricktown Area)
100 Park Ave.
OKC, OK 73102
(405) 232-8080

Colcord Hotel
(Downtown/Bricktown Area)
15 N Robinson Ave
OKC, OK 73102.
(405) 601-4300
www.colcordhotel.com

APPENDIX A

RESTORATIVE INSTRUMENT LIST

Instruments and equipment included in restorative (amalgam/casting) instrument kits are as follows:

HAND INSTRUMENTS

Mirror
Explorer, Shepherd Hook
Explorer, Cowhorn
Probe, Periodontal
Excavator, Spoon, small
Excavator, Spoon, large
Hatchet, Enamel, small
Hoe
Chisel, Curved
Chisel, Bi-angle
Gingival Margin Trimmer, #28
Gingival Margin Trimmer, #29
Condenser, Round, small
Condenser, Round, large
Condenser, Lateral
Carver, Woodson
Carver, Interproximal, flat-blade
Carver, Cleoid-Discoïd, small
Carver, Cleoid-Discoïd, large (Tanner)
Carver, Hollenback
Carver, Interproximal, curved
Burnisher, Ball
Burnisher, Beavertail
Spatula/Dycal Applicator

OTHER ITEMS

Amalgam Carrier
Amalgam Well
Retainer, Tofflemire, straight
Retainer, Tofflemire, contra-angle
Pliers, Howe
Pliers, Contouring
Scissors, Curved
Backhaus Clips
Syringe, Anesthetic
Forceps, Articulating
Pliers, Cotton

PERIODONTAL INSTRUMENT LIST

Instruments included the periodontal instrument kit are as follows:

Mirror

Scaler, Barnhart 1-2

Explorer, Cowhorn
Probe, Periodontal
Probe, Nabors
Curette, Gracey 11/12
Curette, Gracey 13/14

Scaler, Sickle H6/H7
Scaler, #204
Stone, sharpening

APPENDIX B

LAB INFORMATION SUPPLIES/ EQUIPMENT FOR CASTINGS

Laboratory Supplies

In addition to the supplies listed in the clinic section the following items will be made available for candidates who opt to perform a casting as part of their WREB exam.

Cements (see comments below)
Ethanol for alcohol torches
Hemogin L
Impression materials (see comments below)
Lab Stones and investment material
Pumice
Retraction Cord
Temporary Crown Material
Waxes, various

Available impression materials include, alginate and vinyl polysiloxane only. The candidate must provide any other impression materials he or she wishes to use. Cements on hand include zinc phosphate, zinc oxide-eugenol, IRM, Rely-X, Fuji Plus, and Durelon.

Laboratory Equipment

The laboratory (Room 301) has 20 individual bench spaces; each equipped with high-speed and slow-speed hoses (same as clinic operatory) and air/gas outlets. It also has three model trimmers, two vibrators, one combination Vac-U-Spat mixer, three burnout ovens (one 600°, one 900°, and one 1200°), two casting wells, and one air-gas torch.

Each clinic laboratory has nine sit-down spaces each with Adec lab units and air/gas outlets. Each laboratory has three burnout ovens (one 600° and two 1200°), two casting wells, two air-gas torches, two model trimmers, two combination Vac-U-Spat mixers, two vibrators, and three polishing lathes. The candidate must furnish their own alcohol lamps or Bunsen burners, impression trays, casting rings and casting gold.

Access to the building and all labs is 6:00 AM to 6:00 PM daily.

External Laboratory Assistance

WREB allows the use of commercial laboratories for the cast gold procedure. The following is a partial listing of laboratory services in the area (consult a local phone directory for others that may be available):

| | |
|---------------------------------|----------------|
| Jim Meeks Gold & Porcelain Lab | (405) 631-4852 |
| Cline Crown & Bridge Laboratory | (405) 848-6659 |
| Steve Hudson's Dental Lab | (405) 848-6409 |
| OKC. Dental Lab | (405) 686-7820 |
| Great Southwest Dental Lab | (405) 787-5852 |

Inclusion in the above list is not an endorsement by the school of the availability, fairness of prices, or quality of work of these companies. Many laboratories may have a maximum number of candidates they can accommodate; you should contact them early enough to ensure availability. **You must make your own arrangements concerning pricing and pickup/delivery services prior to the exam.**