

School Site Information for

New York University College of Dentistry
345 East 24 St. New York, N.Y. 10010

Western Regional Examining Board

Examination Dates Thursday March 22-Sunday March 25, 2012

Contact information:

WREB- www.wreb.org 602-944-3315

NYU- site coordinator Dr. James M Kaim jmk2@nyu.edu 212-998-9720

SCHEIN STORE- (NYU) 212-545-0959

This document is provided by WREB and has been prepared by the site coordinator for NYU. ***NON NYU SENIORS MUST contact the site coordinator by e-mail no later than March 7, 2012. Failure to do so may forfeit your spot at this exam site. jmk2@nyu.edu***

Candidate information: New York University will be a testing site for the Western Regional Examining Board (WREB). This document is intended to provide necessary information regarding the facility. Questions regarding the content and protocol for the examination should be directed to the WREB office 602-944-3315. Questions relating to the facility and available services at NYU please contact the examination site coordinator Dr. James Kaim at via e-mail at jmk2@nyu.edu. NYU welcomes outside candidates on a space available basis. Candidates must first register with WREB for the examination. Note: Fees listed below apply to candidates not currently enrolled as full-time students at NYU.

Emergency Protocol-for all emergencies requiring outside support call NYU security at ext 89828 (212-998-9828).

Clinic Equipment- Dental units have water hookup for ultrasonic scalers. **Ultrasonic scalers are available as part of instrument leasing.** Air/water syringe tips are disposable and will be provided. No steel tips are permitted. The simulation laboratory for the endodontic procedure utilizes the same handpiece attachments. (All candidates treating patients as part of the WREB examination must utilize handpieces provided by NYU.) You will have access to one high speed and one low speed from the supply desk during the examination and may exchange them for new sterilized handpieces at any time. Dental units are easily convertible from right handed to left handed. You should have provided that information to WREB. WREB then forwards that information to NYU. Make sure WREB has your information. All units are assumed to be right handed unless a candidate has requested a left handed unit.

Equipment & instrument rental – Rental of dental equipment is available. This includes instrumentation for periodontal cleaning, amalgam and composite Class II & III procedures as well as endodontic instruments. It also includes rubber dam armamentarium . It does **NOT** include the required patient check-in and grading instruments as listed in the WREB candidate manual. Equipment rental does include a cavitron but does **NOT** include a Composite Curing Light.

FEES: (non -active NYU students)

| | |
|---|--------|
| Clinic use fee | \$275 |
| Equipment and instrument rental(optional) | \$275 |
| Handpieces high and low speed (provided) | NO fee |

To facilitate operations for non-NYU students, NYU will provide at no charge both high and low speed handpieces for your use during the clinical and simulation procedures. (This is NOT part of the equipment and instrument rental) **ONLY NYU HANDPIECES MAY BE USED FOR THE CLINICAL PORTIONS.** You may use your own handpieces and/or rotary instrumentation for the Endo Laboratory section. (NYU does NOT provide rental of rotary endo instrumentation)

To arrange to pay the applicable NYU fees and to finalize any instrument rentals each candidate must submit payment no less than 2 weeks prior to the examination.

DO NOT SEND ANY PAYMENTS WITHOUT FIRST CONTACTING THE SITE COORDINATOR via e-mail at jmk2@nyu.edu.

Examination Supplies - The supplies provided by the school include

CLINIC:

| | |
|---------------------------------|---|
| Amalgam capsules | Instrument trays (disposable or metal) |
| Articulating paper | Local anesthetic |
| Autoclave tape | Bonding Agent (PQ-1) |
| Composite (Vitaescence) | Matches |
| Cement | Mouthwash |
| Cotton Pellets | Needles, short and long |
| Cotton rolls | Paper Towels |
| 2X2 cotton squares | Patient bibs |
| Cotton swabs | Polishing materials for cast restorations |
| Deck paper | Prophy paste |
| Disinfectant | Retraction cord |
| Disposable Gowns** | Rubber Dams |
| Drinking cups | Rubber dam napkins |
| Face masks | Saliva ejectors, standard |
| Facial tissue | Soap |
| Floss | Trash bags |
| Gloves | Tray covers |
| Headrest covers | x-ray developer and fixer |
| Viscostat (hemostatic solution) | x-ray film |
| Impression materials | |

Simulation Laboratory for Endodontic examination:

| | | |
|---------------------|---------------------------------|-------------------------|
| Face masks | Files | |
| Disposable Gowns | Gutta percha points | Red rope wax or similar |
| Gloves | Paper points | Suction tips |
| Paper towels | Endodontic Sealer | X-ray film |
| Paper for bench top | Isopropyl alcohol | X-ray film clips |
| 2X2 gauze | Sodium hypochlorite | Film mounts 4 hole |
| Rubber dams | Disposable irrigation | Disposable Gowns** |
| RC-Prep | Syringe for sodium hypochlorite | |

** Disposable Gowns will be provided to all Candidates and Assistants. It is an NYU requirement that only Disposable Gowns be worn within the clinics and the simulation laboratory during the WREB examination. Gowns may be color coded for dental assistants and dental candidates.

ALL other supplies must be provided by the candidate.

The following supplies will be provided in the endodontic lab: developing solution and fixer, cotton pellets, gutta percha master cones .02 and .04 and accessory points, 5 sizes of paper points, root canal sealer, eugenol, alcohol and films.

Automatic and Hand Developers will be provided during the Endo Examination. All other supplies and instruments must be provided by the candidate.

The dental supply store operated by Schein is located in the sublevel of the dental school. It will be open during the examination on **Thursday** and **Friday** March 22 & 23 7am-4pm; **Saturday** March 24, 7-11am; **Sunday** closed. Supplies may be pre-ordered at **212-545-0959**. The supply store can supply the required Endodontic Typodont. Orders must be placed two weeks in advance. Candidates who may need check-in instruments, grading instruments or other instruments should contact the supply store at least two weeks in advance. (For instrument rental contact site coordinator)

Endodontic Models: NYU uses the Columbia Dentoform typodont. This typodont is supplied by the manufacturer with a hinge articulator that adapts to our simulator using a pole mount which is attached to a simulator. The Acadental model would be usable if it comes attached to a hinge articulator that can be pole mounted.

Gold Casting Procedure - NYU does not have facilities for candidates to do their own investment or casting. Laboratory facilities do exist for any candidate to pour impressions however NYU will **NOT** provide any stone.

Sources for lab work- NYU does not utilize or support any local laboratories. Candidates needing an outside lab should check the yellow pages.

All lab work must be performed at an outside laboratory. Candidates must make their own arrangements with laboratories. NYU is not responsible for any of the work or services provided by these laboratories.

Screening - NYU does **NOT** provide any patient screening services or accommodations for non-NYU enrolled students to utilize any of the clinics for screening of patients. Candidates **will be permitted** to take radiographs **ONLY during the examination** should that be necessary but only after a candidate has had a patient rejected or at the request or direction of WREB because of non-diagnostic radiographs.

Radiology Supplies and Information- The following supplies will be provided for candidates during the examination: both double and single packs of film, cotton rolls, bitewing loops, and film mounts. Film holding devices such as the RINN XCPs will be available. Perio-pro film processors will be available to process the radiographs. NYU does **NOT** use or support Digital film.

Patients– New York University College of Dentistry **cannot** provide patients for candidates. **Please do not call the school concerning obtaining patients or to ask for confidential patient records.** Recruitment of patients is entirely up to the candidate. Some candidates looking for patients in the area may choose to visit community clinics or contact local dentists. It must be made clear that WREB candidates are not acting on the part of NYU and that the arrangements made are private between the candidate and the patient.

“Patient brokering, i.e. the selling of patients, will not be tolerated under any circumstances within the school of dentistry and/or on the premises of the university. Violation of this rule will result in immediate removal from the campus of the university.”

In addition all candidates must complete a patient registration form for all patients that are brought to the college for the WREB examination. This form will be distributed at orientation. You will be required to list the patients’ name, address, phone number, your name, WREB ID number and the name address and phone number of the licensed dentist responsible for any after care of that patient. This applies to back up patients as well. All patients will be required to sign this form.

Dental Assistants: - NYU has no direct access regarding dental assistants. A candidate may refer to possible dental health temp agencies listed in the New York Manhattan yellow pages.

Hotels: For those of you requiring hotel accommodations these are a few which are within walking distance to the dental school.

Dumont Plaza Hotel 150 East 34th St bet 3rd and Lexington Avenue

1-800-637-8483 www.affinia.com

Gramercy Park Hotel 2 Lexington Ave @21 Street

212-443-4700 www.gramercyparkhotel.com

Marcel Hotel 201 East 24th Street @ 3rd Avenue

888-664-6835 www.nychotels.com

Parking- The dental school is located on the corner of 24st and 1st avenue. There are no parking facilities offered by NYU. Parking is available at several private facilities within a short distance from the Dental School. However, these parking facilities are first come first serve access. It is highly recommended that candidates not use personal vehicles. Taxi Cabs as well as Car services are readily available.

Food Lunch facilities - There are vending machines and an eating area in the sub-level lounge of the **College of Dentistry**. **There are numerous eating establishments available within a one block walk including:**
East Side Café 352 East 23rd St. 212-533-2034

McDonald 340 East 23rd St.

The cafeteria will be open on Thursday March 22, and Friday March 23. It will be closed on Saturday and Sunday.

Infection control standards

-Asepsis: Disinfect surfaces with spray disinfectant (Cavacide) available in each of the clinics. Cover surfaces that may become contaminated with plastic wrap also available in the clinics. Flush air/water syringes for 20-30 seconds between patients.

- Hazard Waste Disposal: Place biohazardous waste in red bag containers located in each clinic. Biohazardous waste includes hard and soft tissue, soaked items that would release blood or saliva in a liquid or semi-liquid state if compressed, and items caked with dried blood and capable of releasing these materials when handled. Blood and saliva stained items are not considered biohazardous waste.

- Sharps/Amalgam Disposal: Needles and other sharps must be disposed of in the red sharps containers located in each clinic. Labeled waste containers for amalgam scraps are located in the operatories.

-Standard Precautions: The school requires the use of universal barrier protection during all direct patient contact and during the endodontic simulation exercise. Gloves and face masks will be provided. OSHA required eyewear for candidates and patients will NOT be provided.

Sterilization - Sterilization facilities located in the sublevel of the Weissman building will be available during all operating hours of the exam. Instruments turned in for sterilization after 6:00 PM will not be ready for pick up until 7:00am the next day. **All candidates must have all instruments sterilized using the facilities of Central Sterilization at the college.** Candidates bringing instruments to the examination including but not limited to check in and grading instruments must submit them for sterilization during orientation. Sterilization bags and tape will be provided. Candidates identified as using or possessing instruments within the clinics that have not been sterilized by the NYU sterilization facility will be immediately confiscated and the candidate will be dismissed from the clinic.

PRE-CLINICAL LABORATORY COLLECTION OF EXTRACTED TEETH

INFECTION CONTROL, STORAGE, AND DISPOSAL PROCEDURES

1. Universal/ Standard Precautions.

Extracted teeth collected for academic purposes must be treated as potentially infectious material, even after disinfection. Proper PPE (personal protective equipment) – such as gloves, mask, protective eyewear with side shields, and lab coat – must always be used. Laboratory work surfaces must also be protected with either barrier covers or disinfected with an EPA and ADA approved surface disinfectant when work activities are completed. Hands must be washed after removal of gloves and after completion of laboratory activities. Furthermore, extracted teeth must be regarded as sharp objects, and extreme caution must be observed to prevent exposures to blood borne pathogens.


The 1:10 bleach solution can only reduce bacterial growth during storage and it does not completely sterilize both external surface and interior pulp tissue. Although bleach is by far the safer chemical to handle and is readily available, care in handling of this chemical must also be observed. Liquid and mists of bleach and/ or sodium hypochlorite may severely irritate or damage the eyes and contact with the liquid will irritate the skin, causing redness and possible inflammation. Inhalation of fumes or mists causes respiratory tract irritation and irritation of the mucous membranes. When handling this chemical, and extracted teeth stored in it, eye protection, gloves, and mask must be worn, and adequate ventilation must be used.

2. Container for Extracted Teeth Collection.

A. A wide-mouth, plastic container with a tight-fitting and leak-proof, screw cap, is to be utilized. The container should be filled to half of its capacity, with 1:10 bleach solution (regular household bleach containing 5.25% sodium hypochlorite diluted 1:10 with tap water).

B. Each container must be labeled indicating contents and hazards.
Below is an example of an appropriate label:

C.



Extracted Teeth in 1:10 Bleach Solution

Keep Closed at All Times Except When Filling

Containers must be stored in a re-sealable plastic bag (e.g., zip-lock) to contain leakage or accidental spills.

3. Infection Control.

Decontamination using *Two-step Process*:

Step 1:

Carefully rinse the tooth under running water to remove saliva, blood, gross debris, etc.

Decontaminate with Cavicide (use the spray-wipe-spray technique), rinse again with water.

Step 2:

Place the tooth into 1:10 bleach solution for storage.

4. Disposal Method.

Drain liquid portion and place teeth without metallic restorations into sharps container. Teeth with metallic restorations must be separated and placed in special containers located at each Clinic Supply Dispensary for disposal as hazardous waste.

Notes:

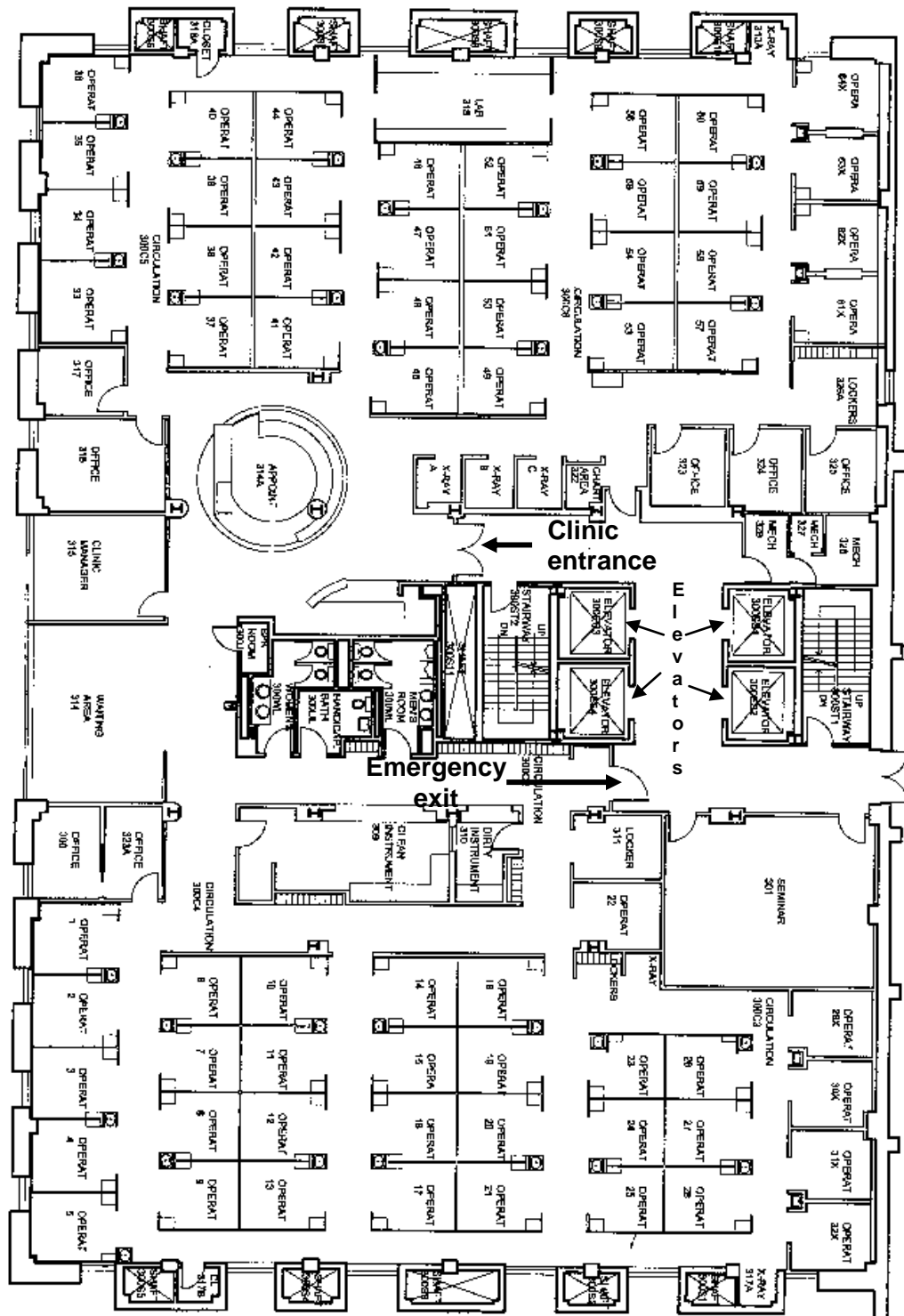
Please note that CDC recommends immersion of extracted teeth in 10% formalin solution for two weeks as it has been found to be an effective method of disinfecting both the internal and external structures of the teeth. However, formalin contains formaldehyde, which is known to be a potential occupational carcinogen. Due to these safety and health concerns the College is not recommending this process.

Heat sterilization is also recommended by the CDC. Due to the potential health hazard associated with mercury vaporization and exposure, this process can only apply to teeth that do not contain amalgam or metallic restorations. Microbial growth can be eliminated using an autoclave cycle for 40 minutes (Pantera and Shuster); yet, autoclave sterilization can affect dentinal structure or pulpal tissue which may compromise pre-clinical laboratory exercises.

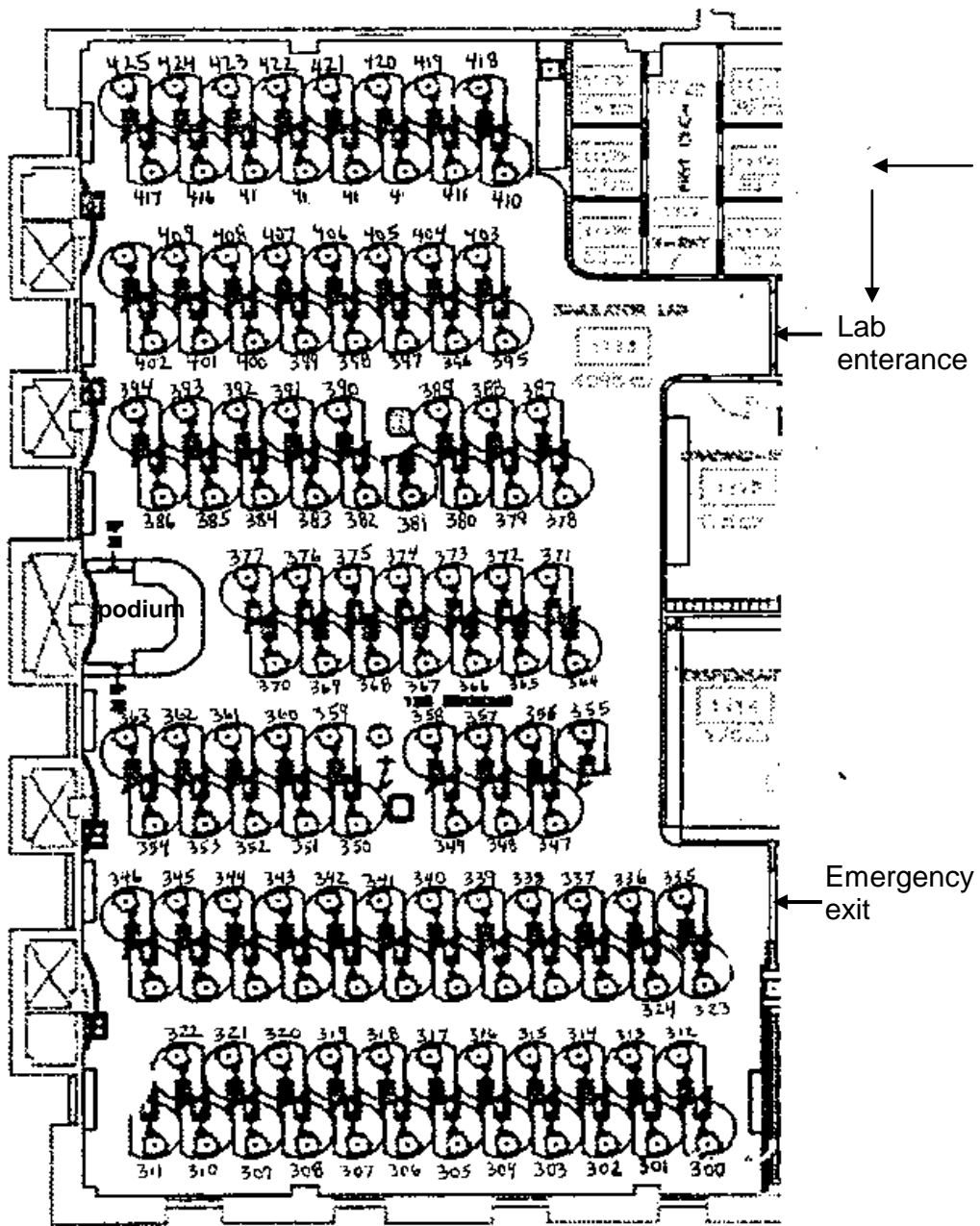
Tour- A tour of the facility will be held before the candidate orientation.

If after reading this information you have any further questions please contact Dr. James Kaim via e-mail at jmk2@nyu.edu

The next few pages are floor plans for the clinics and the simulation laboratory.
You will receive an exact assignment at orientation.



3rd, 4th, & 5th floor Schwartz Clinics



11th Floor Sim Lab