

School Information for

DENTAL

Candidates

Western Regional Board Examination

May 9-12, 2012



<http://www.db.uth.tmc.edu/>

TABLE OF CONTENTS

	<u>Page #</u>
Travel and Housing Arrangements	3
• Airline and Airport Information	3
• Ground Transportation To/From Airports	3
• Housing	4
School of Dentistry Facility and Services	5
• Building Access and Hours	5
• Parking	5
• Registration and Identification Badges	5
• ATM Machines	5
• Food Service	5
Patient Screening and Radiographs	5
Preparing for the Exam	6
• Cubicles (Operatories)	6
• Equipment, Instruments and Materials	6
• ModuPRO™ for Endodontics Exam	7
• Sterilization	7
During the Board	8
• Infection Control	8
• Medical Emergencies	9
Handbook Appendices	
• Exam Room Assignments	10
• Dental Supplies	11
• Maps	13

Welcome to the University of Texas Health Science Center at Houston – School of Dentistry

The School of Dentistry is located in the Texas Medical Center at 6516 M.D. Anderson Boulevard (corner of Moursund and M.D. Anderson). This handbook has been prepared to assist dental candidates for the Western Regional Examination Board Exam. If additional information is needed after reading this handbook, please contact the Office of the Associate Dean for Patient Care at (713) 500-4111.

Travel and Housing Arrangements

1. **Airline and Airport Information**

Houston is served by two airports: Hobby Airport in Southeast Houston and George Bush Intercontinental Airport of Houston (IAH) in North Houston. Depending on origination, candidates may find flights into both airports and should inquire when booking reservations. Being the larger airport, Bush Intercontinental accommodates a larger number of airlines and flights.

2. **Ground Transportation To/From Airports**

In non-rush hour periods, expect a minimum drive time of approximately 25 minutes from Hobby and approximately 45 minutes from Bush Intercontinental. Candidates have three (3) primary choices for ground transportation from Houston's airports:

a. **Shuttle bus**

Texas Bus Lines (713-523-8888) operates the Airport Express Shuttle Service to/from both airports. Shuttle service is provided at the Marriott Medical Center and the Holiday Inn Hotel & Suites. Please call for fares.

b. **Taxi cab**

While several companies serve Houston, candidates may elect to use one of the following and should call for approximate fares:

Liberty Cab	(713) 364-4977
United Cab	(713) 699-0000
Yellow Cab	(713) 236-1111

c. **Rental car**

Both Houston airports are served by all major car rental companies. Those listed below are just a few that are available:

Alamo Rent-A-Car	(800) 327-9633
Avis Rent-A-Car	(800) 331-1221
Hertz Rent-a-Car	(800) 654-3131
National Car Rental	(800) 227-7368
Thrifty Car Rental	(800) 367-2277

d. **Directions for Driving from Airports and Freeways**

The Texas Medical Center campus is conveniently located on the southwest edge of downtown Houston, close to freeways and major thorough fares. The following are directions from Bush Intercontinental and Hobby Airports:

From Bush Intercontinental Airport - Depart Intercontinental Airport onto Will Clayton Boulevard. Take Will Clayton to Highway 59 South. Travel Highway 59 South to Highway 288 (19 miles). Exit MacGregor Drive and turn right on North MacGregor Drive. Stay to your left and the Texas Medical Center campus will be on your right after Hermann Park. Turn right on Moursund. The UT- School of Dentistry is located on the corner of M.D. Anderson Boulevard and Moursund.

From Hobby Airport - Depart Hobby Airport onto Broadway. Travel Broadway to I-45 North. Take I-45 North to 610 Loop West. Follow 610 Loop west and exit Fannin Street. Turn right onto Fannin Street and the Texas Medical Center campus will be on your right, approximately 2 miles. Turn right on Holcombe Blvd. Go approximately 2 blocks to M.D. Anderson Boulevard. Turn left on M.D. Anderson Boulevard. The School of Dentistry is on the corner of M.D. Anderson Boulevard and Moursund.

See page 5 for parking information. For maps and getting in and around the Texas Medical Center, visit the TMC's web site at www.tmc.edu.

3. **Housing**

Reservations should be made directly with hotels/motels, and accommodations located within a few blocks of the school are listed below. Candidates should call for rates.

Residence Inn
7710 South Main
Houston, Texas 77030
(713) 660-7993

Marriott Medical Center
6580 Fannin Street
Houston, Texas 77030
(713) 796-0080

Holiday Inn Hotel & Suites
6800 Main Street
Houston, Texas 77030
(713) 528-7744

NOTE: All hotels/motels listed above provide courtesy transportation to the School of Dentistry and Texas Medical Center campus.

School of Dentistry Facility and Services

1. Building and Bookstore Access Hours

The School of Dentistry building will be open from 6:00 a.m. to 6:00 p.m. during the Western Regional Board Examination, unless otherwise requested by the examiners. The school Bookstore (Room 8 in basement) will also be open from 7 am to 5 pm on Thursday and Friday of the WREB as well as on Saturday from 7 am to 3 pm.

2. Parking

Parking in and around the vicinity of the School of Dentistry is controlled by the Texas Medical Center. Candidates and patients should seek parking in visitor or public parking areas. Those locations nearest the school are Parking Garage #6, #10 and #15 at the John P. McGovern Texas Medical Center Commons. The rate as of 09/19/2011 is hourly with a \$12.00 maximum daily fee. Five (5) day passes are also available at a discounted rate through the Texas Medical Center.

3. Registration and Identification Badges

Numbered badges will be issued to candidates at candidate orientation and will serve as an I.D. throughout the examination. The badge must be worn at all times while in the building. Badges must be turned in at the completion of the examination as part of the check-out procedure with the Western Regional Examining Board.

4. ATM Machines

ATM machines are located at the Methodist Hospital (1st floor) and T.I.R.R. (1st floor). These institutions are located within short walking distance of the school.

5. Food Service

The School of Dentistry lounge (formerly “cafeteria”) is located in the basement. Food service is not available in the lounge, but candidates, assistants, and patients may bring food to the lounge. Food and beverage machines are located inside the lounge. Cafeterias and restaurants are located in hospitals and institutions near the school include The Methodist Hospital, T.I.R.R., and the John P. McGovern Texas Medical Center Commons.

Patient Screening and Radiographs

The School of Dentistry **cannot** provide patients for candidates. Candidates should not ask the school for patients or patient records. All candidates may use the School of Dentistry to screen patients, including use of radiology facilities. Screenings are to be performed in the school’s Assessment Clinic, Room 1.069. Any radiographs obtained on a potential patient require the written authorization of a School of Dentistry Faculty member(s) assigned to the area. The *Radiograph Authorization Assessment Form* is available in the Assessment clinic. Our clinic facilities will be available for the screening of Board patients during the week of the WREB board.

Clinic hours are: 9:00 am until 12:00 noon and from 1:00 pm – 4:00 pm on Monday through Tuesday and 9:00 am until 12:00 noon and from 1:00 pm – 3:00 on Wednesday.

Radiology Clinic

The Radiology Department is located on the first floor adjacent to the patient waiting area. It is strongly recommended that your patient radiographs be taken **prior** to arriving at the UT School of Dentistry. Candidates will be responsible for exposing and processing their patient's radiographs.

Candidates using the Radiology Clinic are required to follow School of Dentistry infection control policy and to wear proper clinic attire. Candidates are required to provide all x-ray films to be exposed. If additional film is required, it may be purchased from the School of Dentistry Bookstore F-speed double-pack size 1 and 2 (Room 8 in basement). Staff will not be available to take radiographs. Candidates should bring his/her own XCP and BW/XCP.

Our Radiology Clinic facilities will be available for exposing and processing radiographs of board patients during the week of the WREB board.

Clinic hours are: 9:00 am until 12:00 noon and from 1:00 pm – 4:00 pm on Monday and Tuesday and 9:00 am until 12:00 noon and from 1:00 pm – 3:00 on Wednesday.

The Radiology Clinic is open and available to the candidates and their assistants during the exam from 6:30 am – 6:00 pm

***Please note: the school will only accommodate conventional radiograph format (not digital).**

Preparing for the Exam

1. Cubicles (Operatories)

Each candidate will be assigned a numbered cubicle in the clinic by the WREB which will correspond to the applicant's numbered I.D. badge issued at orientation. A gas jet is located at the cubicle work bench but not on the unit. Each cubicle is equipped with one (1) dental chair (Adec), one (1) delivery unit equipped with an air/water syringe (Adec), and one (1) operator's stool. Any equipment malfunctions should be reported to the Office of Patient Care 713-500-4111 room 142.


Candidates will be allowed to move in to assigned cubicles at a time to be determined by the WREB. Please note: Drawers and cabinets in cubicles are not available for storage. However, clinics are secured before and after exam hours.

2. Equipment, Instruments and Materials

Items supplied by the school are listed in the supplements at the end of this handbook (pages 11-12). Any equipment or supplies on loan to candidates must be returned prior to check-out. **Candidates may be required to submit a valid driver's license when equipment or supplies are borrowed. The license will be held until the borrowed items are returned.**

a. Handpieces

All A-Dec dental chairs are **permanently** equipped with RA-24 couplers for W&H high speed handpieces and 904 Roto-Quick couplers for W&H slow speed handpieces. **These cannot be removed.**



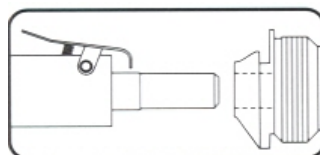
W&H electric motor tubing are available (no motors supplied)

No adaptors are available and there are no handpieces available for rental to candidates. Please be sure you have the required handpiece; W & H is the only type that will fit.

b. Ultrasonic Scalers

All dental units have quick-connector water sources. The names of some scaler units adaptable to the school's quick connector with ¼" fitting are:

- Cavitron (Dentsply)
- Densonic Scaler (Dentsply)
- Schein
- Titan - Star



Note: Rental ultrasonic scalers and inserts are not available for dental candidates. Satelec SP Newtron Ultrasonic scaler connections are available (no scalers supplied)

3. ModuPRO™ for Endodontics Exam

The 2012 WREB endodontics examination will use the ModuPRO Endo model: MPE120 MQR. This one model, which contains everything needed to successfully perform the endo portion of the WREB, will correctly attach to virtually all simulation systems. Adapters and plates are not necessary with the ModuPRO Endo kit. If mounting to a Frasco simulation system, which is the system used at the School of Dentistry, simply remove the four screws attaching the articulator to the upper and lower Carrier Trays. This system uses a manikin on a post. Limited quantities of the ModuPRO™ Endo Kit may be available in the School of Dentistry Bookstore which will be open from 7:00 a.m. to 5:00 p.m. May 9, 10, and 11. Candidates should contact the school Bookstore at 713-500-4450 for more information. In addition, limited quantities of the individual endo modules, fixing gel and apex putty are also available in the School of Dentistry Bookstore. Other sources for these required materials are through Sullivan-Schein Dental at www.henryschein.com or through Acadental directly at www.acadental.com.

4. Sterilization

Instruments and handpieces properly cleaned, dried, wrapped and marked with appropriate candidate I.D. # will be accepted for steam sterilization at the second floor clinical dispensary, Room 223.

Sterilization services are available between 8:00 a.m. and 12:00 noon and from 1:00 p.m. to 4:00 p.m. starting on Monday, May 7, 2012 through Saturday, May 12, 2012. Instruments received after 3:30 p.m. will not be ready until 7:30 a.m. the following day.

***Please note: There is no internal lab available for casting and the school does not use any outside labs, if this is something that you require, please do any research or make arrangements prior to your arrival.**

During the Board

1. Infection Control

a. Surface Asepsis

- Handles of the unit light, x-ray heads, light cure units, and air-water syringes may be covered with either clear plastic wrap or aluminum foil.
- The patient chair, dental unit, and counter tops may be disinfected by using disinfectant wipes.
- Plastic head rest covers and plastic wrap are provided. Disinfectant wipes and barrier bags are available on each floor.
- Candidates must furnish their own utility gloves to be worn during scrub and handling of dirty instruments.

b. Personal Protective Equipment

- Appropriate protective clothing, including disposable gowns, are available (one per day) and must be worn in occupational exposure situations.
- Disposable gloves, masks and gowns are located at each clinical dispensary.
- Candidates are to provide their own OSHA-acceptable protective glasses. The school will provide protective glasses for patients on a “loan” basis.
- Chlorhexidine antiseptic soap is available at sinks in all clinics.

c. Hazardous Waste

- Any blood/saliva-soaked waste is considered hazardous and must be disposed of in biohazard bags available at the clinical dispensary.
- Biohazard bags may be attached to the sides of the bracket tray. At the end of each session, bags should be sealed and placed in biohazard waste containers which are located at the dispensary

d. Sharps Disposal

All needles, anesthetic cartridges, and any potential sharps are to be placed in the plastic sharps containers located on the back wall of each cubicle.

2. Medical Emergencies (“Code Blue”)

In order to alert emergency personnel to a medical emergency and not unduly alarm the patient population, the following protocol must be followed upon discovering a serious medical emergency:

- a. The patient will remain in the care of the candidate or person discovering the problem. **The patient must not be left alone.** The assistant or responsible person will be sent to report the problem to the floor Examiner.
- b. The Floor Examiner will make a judgment as to whether a “coded” emergency exists.
- c. The assistant will be sent to the nearest dispensary for an emergency crash cart with a request that the dispensary place an immediate call for a “Code Blue” announcement.
 1. If a “coded” emergency has been declared, dispensary personnel will provide the emergency crash cart for the messenger and immediately place calls to the following locations:

Office of Clinical Services (DB 348)	Dial ext. 4008
Office of Patient Care (DB 142)	Dial ext. 4111

The message should be stated clearly and briefly as follows:

“Code Blue in progress on _____ floor, _____ area.”

2. If nursing assistance only is requested, dispensary personnel will immediately notify the Office of Clinical Services, ext. 4008.
- d. In all possible emergencies:
 - Place the patient in a supine position, if unconscious
 - Assess consciousness and responsiveness
 - Check airway, assist respiration if indicated
 - Check pulse, be prepared to perform CPR if indicated
 - e. Emergency carts are located in all clinical dispensaries, and the Oral and Maxillofacial Surgery Clinic (DB 2.060 G) and hallway of second floor south clinic area (Endodontics/Orthodontics/AEGD clinics). A floor RN with a crash cart and emergency personnel will go to the area of the emergency on a “Code Blue”. Emergency manuals are located on the crash carts.
 - f. The examiner assumes responsibility for resuscitative procedure and the administration of emergency drugs until relieved by other personnel. Emergency manuals are located on the crash cart.

EXAM ROOM ASSIGNMENTS

Schedule* and Locations

	<u>Room #</u>
Wednesday May 19, 2012	
Turn in Endo	207
Candidate Orientation	207
School Tour	207
PATP Grading	2 nd floor grading areas
Thursday May 10 thru Friday May 11, 2012	
Clinic Exam Area (2 nd floor)	Bays: L-P, S-X
(Left-handed cubicles to be designated by WREB)	
Grading Area (2 nd floor)	Bays: 9 – 11
Endodontic Lab Exam (Simulation Center)	1.084
Saturday May 12, 2012	
Clinic Exam Area (2 nd floor)	Bays: L-P
Grading Area (2 nd floor)	Bays: 9 – 11
Endodontic Lab Exam (Simulation Center)	1.084

Other Important Rooms

- Clinical Dispensary/Central Sterilization Receiving 223

*See official WREB documents for times.

DENTAL SUPPLIES

Items Supplied by Clinical Dispensary (items not listed are the responsibility of the applicant):

- Air/Water Syringe Tip, Disposable
- Amalgam Capsules
- Anesthesia, Local & Topical
- Articulating Paper
- Autoclave Tape, Masking Tape
- Bags, Biohazard
- Bags, Sterilization
- Bags, Trash
- Integrity Temp Grip
- Cement, Permanent (Duralon, Ketac, Rely X-Luting Cement, Rely X-Veneer Cement, Variolink II, Zinc Phosphate)
- Composites (Filtek)
- Cotton Gauze - 2x2 Sponges
- Cotton Pellets
- Cotton Rolls
- Cotton Swabs
- Crowns, Temporary
- Crown Formers (Ellman's, Integrity)
- Cups, Drinking
- Disinfectant Wipes (Sani Plus)
- Dycal
- Evacuator Tips
- Face Masks
- Facial Tissue
- Floss
- Glass Ionomer – Fuji II LC
- Gloves
- Headrest Covers
- Impression Material
- Impression Trays, Disposable
- Mouthwash
- Napkins, Patient
- Needles, short and long
- Paper Towels
- Plastic Wrap
- Polishing Materials for Restorations
- Prophylaxis Paste
- Pulp Testers
- Retraction Cord
- Rubber Dam & Napkins
- Saliva Ejectors
- Soap, Hand
- Styrofoam Trays
- Temporary Filling Materials (Cavit, Cavit-G, Systemp, IRM)
- Tray Covers

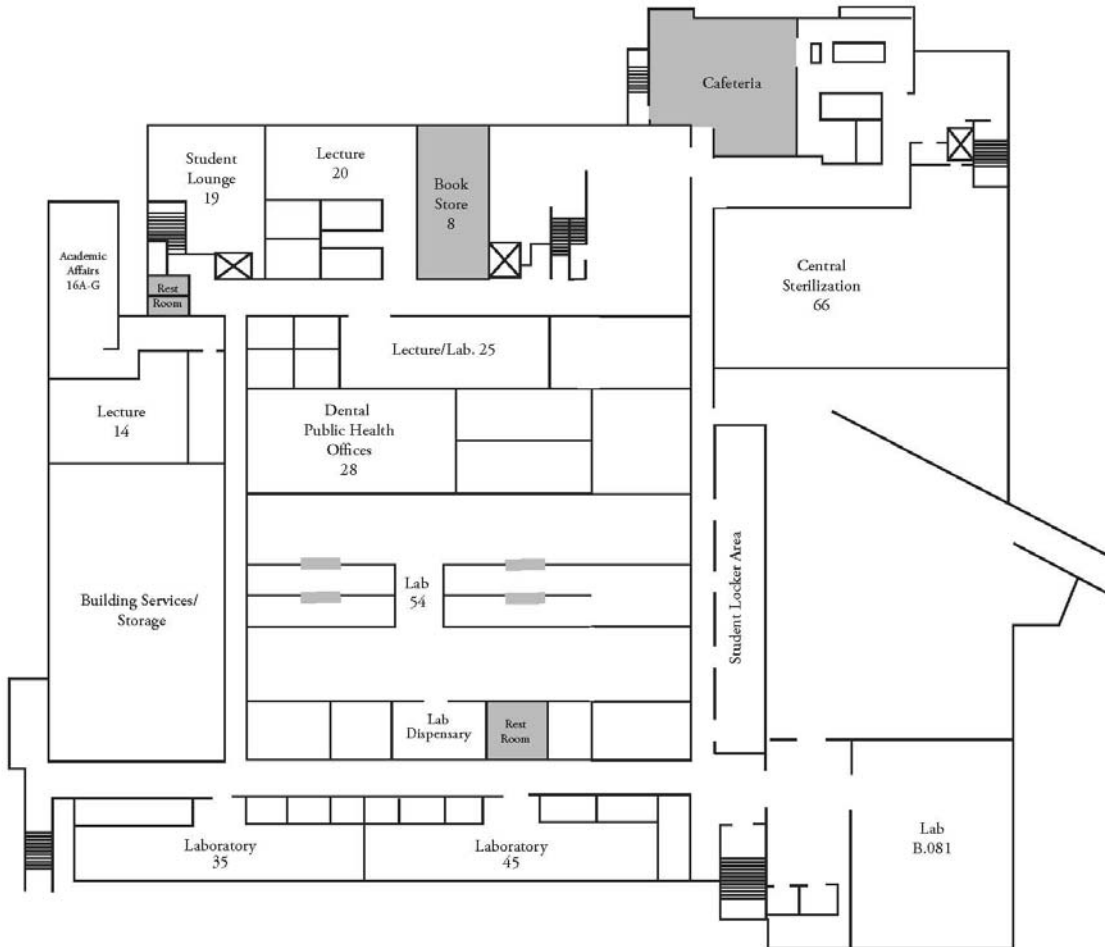
Items Supplied for Endodontics Exam:

- Air/Water Syringe w/Hub
- Automatic & Rapid X-ray Processors (with chemicals)
- Endodontic Sealer
- Eugenol
- Face masks
- Film Mount For Endo Lab Exam
- Gloves
- Gowns
- Isopropyl Alcohol
- Manikin heads (on pole mounts)
- Paper and Gutta Percha Points
- RC- Prep
- Rubber Dam
- Sodium Hypochlorite (Bleach)
- Super Glue
- Viewer
- X-ray Films
- Zinc Oxide
- Zip Lock Bag

Please Note: Candidates must provide their own files

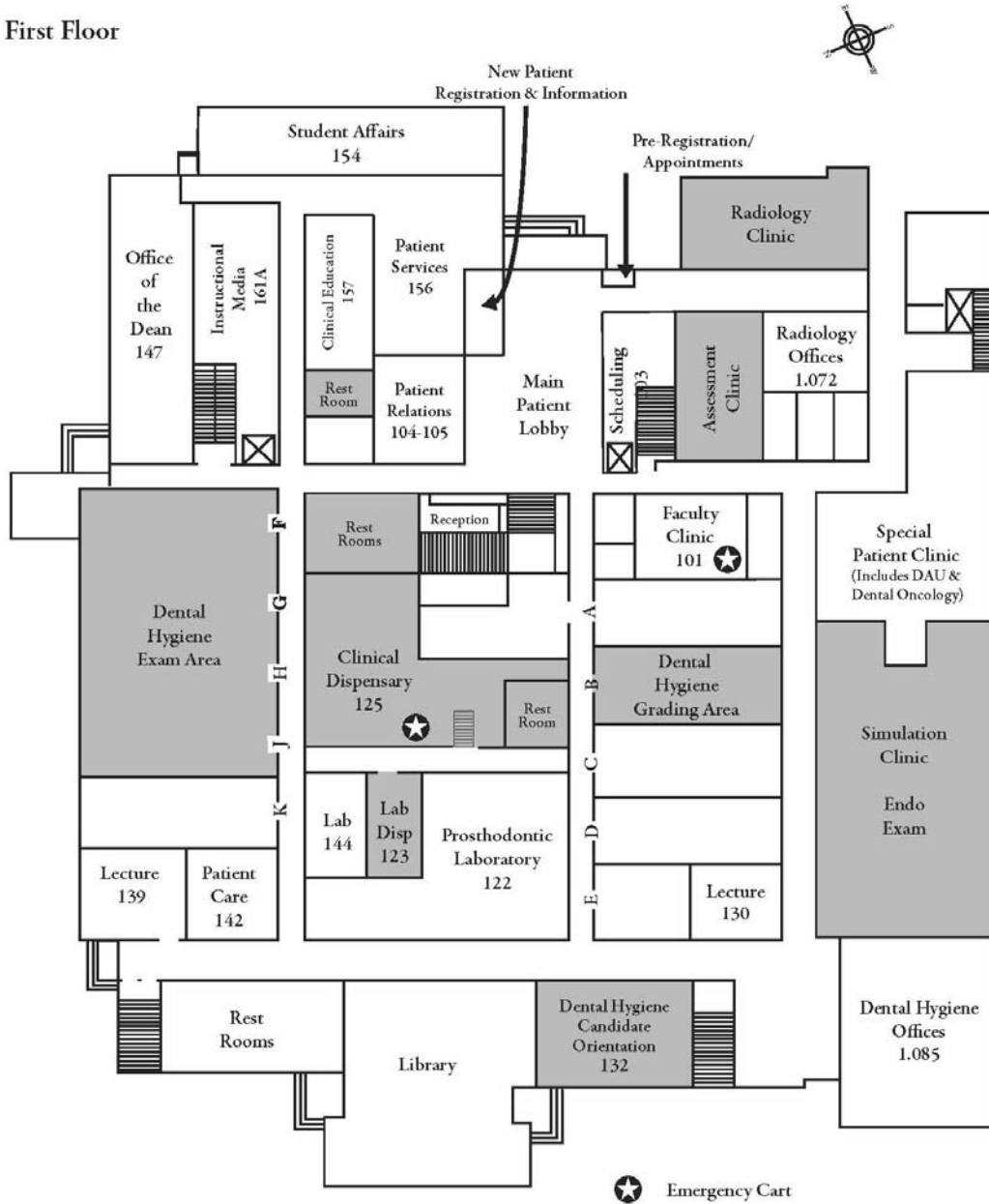
WREB Floor Plan

Basement



WREB Floor Plan

First Floor



WREB Floor Plan

Second Floor

