



University of Colorado Denver

School of Dental Medicine
Anschutz Medical Campus

Office of Clinical Operations and Patient Services
13065 E. 17th Avenue, F834
PO. Box 65608
Aurora, Colorado 80045
Phone: 303-724-7110
Fax: 303-724-7066

DENTAL EXAMINATION – WREB 2012

Dear Candidate:

The University Of Colorado Denver School Of Dental Medicine provides a testing site for the Western Regional Examining Board (**WREB**). We at the School of Dental Medicine wish to make your experience here as pleasant and convenient as possible. The following information should be of interest, and will help facilitate your preparation for this year's examination.

The WREB dental examination will be conducted at The University of Colorado Denver School of Dental Medicine. The School is located on the Anschutz Medical Campus, 13065 E. 17th Avenue, Aurora, Colorado 80045 (map attached).

List of Headings for Information

1. Building Hours & Access
2. Parking
3. Tour (School & Main Clinic)
4. Patient Screening
5. Radiographs
6. Dental School Lab Facilities
7. Outside Dental Lab Support
8. Endo Exam-Acadental Endo Dent
9. Clinical & Laboratory Equipment
10. Handpiece Information
11. Site Fees
12. Dispensary Materials/Supplies & Sterilization
13. Liability
14. Emergency Response Team
15. Infection Control
16. Hotels near the CU Health Sciences Center
17. Food
18. UCSODM Clinic Map
19. City Map

1. Building Hours and Access:

The School of Dentistry will open at 6:30am on the first day of exam and 7:00am on the second and third day of exam. Candidates are **not allowed** on the clinic floor until 8:00am on the first day of the exam and 7:00am on second day and 7:00am on the last day of exam. All areas of the School will close promptly at 6:00pm on first and second day of exam. Candidates are **encouraged** to leave the facility soon after the exam is completed. Candidates need to show proper identification to enter testing facilities, i.e., clinic and laboratories will be off-limits to all persons except candidates, candidate assistants, board patients and School staff on duty.

If you have specific questions concerning the facility at the University Of Colorado Denver School Of Dental Medicine, contact Fabian Walker at (303) 724-7110.

2. Parking: There is a map enclosed with directions to the Kiowa Parking lot where you and your patients will park during the exam. It is a \$5.00 maximum fee during the week and a \$1.00 fee on the weekend.

3. Tours: Candidates are welcome to tour the School of Dental Medicine on **Thursday** right after the candidate orientation. You will meet several of our staff and Dr. Wilson on the second floor in the Reception Area.

4. Patient Screening

The School of Dental Medicine is **NOT** able to furnish patients, and Dental School clinical records will **NOT** be available. The School **will not** provide assistance in determining if patients are acceptable for treatment for the examination. Each candidate is, therefore, expected to provide his/her own patients. Radiographic and clinical facilities of the School of Dental Medicine will be made available to candidates to examine prospective patients on the **Wednesday before the Exam from 9:00am until 3:00pm**. **NO** treatment other than screening and radiographs for the board examination is permissible at that time. Candidates will need to bring hand instruments to screen prospective patients. **Please note that this time is set and NO exceptions will be made in order to get the clinic ready for the examination.**

5. Radiographs:

If during the clinical examination if you require radiographs (**Digital Only**), see personnel at the second floor front desk for directions. **Fees will be assessed to any candidate who takes any radiographs during these times.** (Intraoral PA \$14; 2 bitewings \$20; 4 bitewings \$31 each; full mouth series \$66). Films will be available. Candidates will need to bring hand instruments to screen prospective patients. To process radiographs go to room L26-120, and personnel there will assist you in obtaining a unit, equipment and supplies. This must be scheduled with Abby Jaquez at (303) 724-6955.

6. Dental School Lab Facilities:

The Dental School laboratory facilities will be available to **candidates only**. School staff will be available to assist with the utilization of equipment, but not to complete procedures for candidates. Laboratory Facilities will be open for use by candidates throughout the examination and will remain open until end of exam on the **first** and **second** day of clinic.

7. Outside Dental Lab Support

Local dental laboratories may be used during this examination. The School of Dental Medicine **will not** assist in selecting labs. Candidates are encouraged to call dental laboratories prior to exam to make any necessary arrangements. Candidates who are using outside labs should direct lab pick up/drop off lab cases at the Reception Desk of the School of Dental Medicine on the second floor. During the exam, candidates are encouraged to make the necessary arrangement with his/her lab to pick-up/drop lab cases before the building closes.

8. Endo Exam-Acadental ModuPro™ Arches

Candidates, it is your responsibility to purchase your own Acadental ModuPro™ Arches. You will need to purchase well in advance of the board. One Acadental ModuPro Endo WREB Kit with magnetic mount. This kit will contain enough material to complete your procedure. The Endo Exam will be given in the pre-clinical lab of the School on full head simulators. The Shrouds are removable on the Manikins in the Simulation Lab. **If you need additional material for practice, you will need to order more.**

9. Clinical And Laboratory Equipment

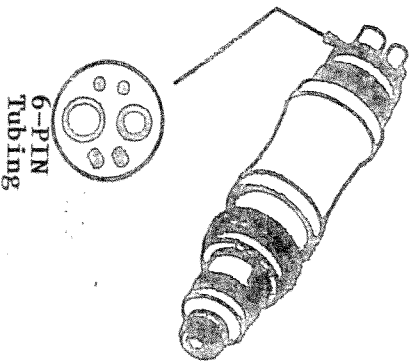
The clinics and laboratories of the School of Dental Medicine are equipped with ADEC chairs, lights, carts and air-water syringes. Connectors for high and low speed handpieces (see next page), high velocity suction, Kerr Optimix Model 100 amalgamators, x-ray viewboxes, GE 1000 x-ray machines. Broken-arm casting machines, burnout ovens, gas/air casting torches. Star Sonic Scalers with a Midwest Quad connector will adapt to our units. Dentsply cavitytron can be hooked-up as well. Any questions regarding the Clinic and laboratory equipment should be directed to **Todd Hinshaw at 303-724-7150 or Raymond Ware at 303-724-7152, in our Dental Equipment Repair Department.** During the exam, if you experience any difficulty with the operation of your units or other equipment please ask the personnel at the reception desk to page maintenance personnel to assist you immediately.

10. Handpiece Information:

A **limited** number of handpiece will be available for rental. Reservations for available handpieces must be made in advance with Fabian Walker, in the Office of Clinical Operations and Patient Services; (303) 724-7110). A rental fee of \$90.00 for each handpiece (slow or high speed) is due and payable at the time the handpiece is checked out. The handpieces can be checked out once you have decided during the School Tour that you do need to rent this particular instrument. The **Simulation Lab has electric handpieces, these do not require a rental fee.**

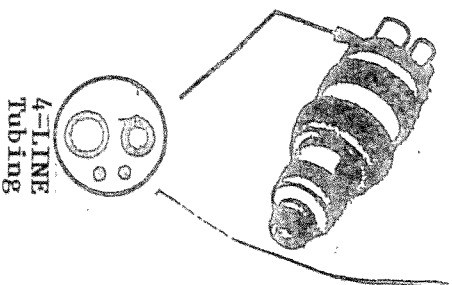
"This example is a picture of Star Couplers"

6-PIN SWIVEL



6-PIN
Tubing

4-LINE SWIVEL



4-LINE
Tubing

QUESTIONS: Call Todd- 303-724-7150

11. Site Fees:

A clinic utilization fee of **\$600.00** will be assessed from each dental candidate for the use of the facilities and expendable supplies, **which has been added into your Exam fee.** The list of supplies that will be made available to each candidate by the Dental School is attached.

12. Dispensary Materials/Supplies & Sterilization

The University Of Colorado Denver School Of Dental Medicine will have specific standard materials for Candidates to use during the clinical examination. Substitutes can not and will not be acquired by this facility for the specific needs of any candidate. Available items will be “checked out” at the Main Dispensary or acquired at various self-service areas in the Patient Treatment/Examination Clinics. If possible, the candidates should use materials that they are familiar with. Mixing instructions are not provided with the materials issued from the Main Dispensary.

The Main Dispensary WILL NOT supply candidates with ANY INSTRUMENTATION. Replacement needs due to CONTAMINATION or BREAKAGE during the examination is the RESPONSIBILITY of each candidate.

Endo Cart: When using bulk materials from the cart use transfer cups to take only what you need. These supplies support everyone taking the exam

- Blazer butane torches
- Matches
- Root canal cement powder
- Eugenol for root canal cement
- Paper pads for mixing root canal cement
- Clorox : Water 1 : 5 dilution
- Cotton pellets
- Denture cups
- Gutta-percha .04, sizes 25 – 55
- **Gutta-percha .02, sizes 15-140**
- Size “medium-fine” accessory gutta-percha cones (Hygienic)
- Paper points in assorted sizes
- Endodontic irrigation needles and syringes
- **Rubber Dam**

#Dispensary Materials/Supplies & Sterilization Cont'd

Description

- Cement, Glass Ionomer Lining
- Cement, Fuji+ Cement
- Cement, Temporary “Nogenol”
- Cement, Temporary “Temp-Bond”
- Composite Gun
- Floss, Glide
- Guide, “Vita” Porcelain Shade
- IRM
- Life
- Light Cure Base, “Ultralend”
- Optibond Primer+Adhesive
- Packing Cord #0,00,1-Ultradent Pad, Mixing
- Ultra-etch + Tips
- Visostat, Syringe Dose
- Adhesive for, Affinis
- Affinis Light, medium, heavy and putty
- Bite Registration Material
- Dispensers for Affinis
- Safety Glasses
- Mixing Spatulas/Bowls
- Glass Slabs
- Alcohol Torches
- Handpieces, unless rentals
- Perio Aides

DISPENSARY HOURS:

- ⇒ **Thursday: Instruments ONLY: 1:00pm – 3:00pm**
- ⇒ **Friday: Start of Exam through 5:30pm**
- ⇒ **Saturday: Start of Exam through 5:30pm**
- ⇒ **Sunday: 7:30am – until all candidates have cleared.**

#Dispensary Materials/Supplies & Sterilization Cont'd

Central Sterilization:

Central Sterilization will sterilize your instruments provided they are packaged in Assure Sterilization Bags.

Pick-up

To receive supplies/equipment that are located in the Main Dispensary, just come to the “**OUT**” window and request the items that you require. If you need an item that is in the Dispensary come to the **IN Window**. There are items that we do not issue out on an individual basis.

BP Cuffs/Steth will be issued on a when needed basis. Your patient needs to be in the chair and ready to go before the item will be issue to you.

Return:

Equipment/Materials that have been used are returned to the metal carts located in the hallway or to the Main Dispensary “**IN**” window.

Scrap amalgam is returned to the Main Dispensary “**IN**” window for proper disposal.

Used Sharps and Anesthetic Carpules are put into the Sharp Containers located at the IN Window in the Main Dispensary.



Specific questions concerning materials that are available for the examination should be directed to Perezze Banks at 303.724.6166, between 8:00am to 1:00pm (MST), Monday thru Friday. Candidates may also e-mail to Mr. Banks (Perezze.banks@uchsc.edu)

Dispensary Materials/Supplies & Sterilization Cont'd

Description

Adhesive for Imprint, Affinis, Impregum
Adhesive for Disposable Trays
Alcohol for Torches
Alcohol, Rubbing
Alginate, "Jeltrate"
Amalgam, Dispersalloy Reg. Set
Amalgam, Fast Set "Tylin"
Ammonia Inhalants
Anesthetic, Carb. 3%
Anesthetic, Lido 1:100,00
Anesthetic, Topical Unit Dose
Anesthetic, Marcaine
Applicators, Disposable
Affinis Light/Medium/Heavy Body
Articulating Paper, Thin/X-Thin
Bag, Clear Plastic
Bag, Red "Waste" Bag
Bags, Sterilization
Band-Aids
Barrier Film, Blue
Barrier, Hose Covers
Bite Registration Paste
Bite Sticks
Blades, #12, #25
Brushes, Disposable
Cement, Glass Ion Lining
Cement Fuji Plus
Cement, Root Canal
Cement, Temporary "Nogenol"
Cement, Temporary "Temp-Bond"
Chloroform
Clorox, 50/50 solution with water
Composite Gun
Compound, Stick
Cord, Stabilizing "Wedjet"
Cotton Pellets
Cotton Rolls
Cotton Tipped Applicators
Cover, Headrest
Cover, Tray
Cup, Denture
Cup, Medicine
Cup, Paper
Curing Light
Affinis Putty
Dentalube

#Dispensary Materials/Supplies & Sterilization Cont'd

Description

Dispensers for Temporary Material
Disclosing Solution
Dispensers for Affinis/Bite Reg.
Etchant
Eugenol for Root Canal Cement
Finger Cots
Finishing Strips Medium and Fine
Floss, Glide
Floss, Unwaxed Samples
Gauze, 2x2
Gauze, 4x4
Gloves, Non-Latex Nitrile
Gloves, Vinyl
Gowns, Disposable
Gutta Percha .02 sz 15-140
Gutta Percha .04, sz. 25-55
Gutta Percha Accessory Med-Fine
Hand Soap
Ice Pack
IRM
Kleenex
Lids, Denture Cups
Life
Lightning Strips
Masks, Ear Loop
Matches
Mouthwash
Needle, Endo Irrigation Syringe
Needles, Sterile Assorted
Occlude
Optibond Solo
Orange Juice
Packing Cord #0, 00, 1
Pad, Mixing
Paper Points, Assorted
Paste, Prophy
Patient Bibs
Polishing Discs, Assorted
Premise Composite
Prophy Cup/Brush, Disposable
Pumice
Rubber Dam Napkin
Rubber Dam, Assorted
Saliva Ejectors, Straight Flexible
Sharps Box
Shinstock

Dispensary/Supplies & Sterilization Cont'd

<u>Description</u>
Side Shields for Glasses
Snap Resin
Sphygmomanometer, Manual
Stethoscope
Surface Disinfectant "Cavicide"
Surgilube
Syringe, Endo Irrigation
Syringe, HSSuction, 2AWTips pack
Tape, Maskin
Tin Oxide
Tip, Air/Water
Tip, Imprint, Affinis Impregum/Exabite
Tip, Coe-Flex Syringe
Tofflemier Bands, Universal
Tongue Blades, Sterile
Toothbrush, Disposable
Tray, Plastic for Instruments
Visostat, syringe dose
Wax, Baseplate
Wax, Boxing
Wax, Occlusal Indicator
Wax Rope Red/White
Wedges, Assorted
White Stopping

13. Liability:

The University of Colorado School of Dental Medicine assumes no responsibility for treatment provided by candidates in preparation of WREB exam, during the WREB examination, or after the WREB examination. The School of Dental Medicine assumes no responsibility for complications, which may arise from treatment during the exam.

14. Emergency Response Team:

The School has its own internal telecommunication system (“**RED PHONE**”) to initiate the Medical Emergency Response Team. Phones are located throughout the School’s clinics. Candidates and candidate’s assistants are responsible for noting the location of the phone during the clinical examination. (See clinical map)

To activate the “**RED PHONE**” pick up the phone, the phone will ring in the Surgical Dentistry Department and Specialty Clinic. Give your location. If no one answers the phone within 10 seconds, it will go directly to 911 which will connect you to the Police Dispatch on this campus. Oxygen tanks, Ambu bags and AED’s are located throughout the School’s clinics. (See clinical map)

Candidates and candidate’s assistants are responsible for knowing the location of oxygen tanks throughout the school’s clinics.

15. Infection Control:

WREB has provided guidelines on infection control to each candidate in the “2009 Dental Candidate Guide.” Below please find additional clinic protocols from the University of Colorado Denver School of Dental Medicine. Each candidate is responsible to know and comply with these protocols.

UCDSDM Clinic Infection Control Protocol

Summary Table 6.3

Prior to Patient Treatment (prior to seating patient)	
1.	Surface Disinfect: Disinfect all environmental services with approved tubercidal disinfectant agent. This includes counter tops, operator and assistant carts, hose attachments and dental chair.
2.	Barriers: Place blue surgiwraps on appropriate surfaces. Cover light handles, light switch, chair buttons with blue plastic wrap and place head rest covers. Place Chairsox over chair. Place tube socks on all hoses.
3.	Purge lines: Purge all lines for 1 minute (air/water syringe, handpiece, cavitron).
4.	Red Bags: Hang plastic bag on cart, for use in subsequent separation and disposal of regular and infectious waste. BAG MUST BE REPLACED BETWEEN PATIENTS.
5.	Instruments: Obtain sterilized instruments, materials and equipment from dispensary. Verify all sterilization indicators have changed on all instrument packaging.
During Patient Treatment	
1.	Pre-treatment Mouthrinse: Utilize patient pre-treatment mouthrinse with anti-microbial mouthwash.
2.	Handwashing and Handcare: Wash hands thoroughly before and after patient care. Hand disinfectant may be used after removing gloves, during treatment, and prior to regloving.
3.	Personal Protective Equipment (PPE): <ol style="list-style-type: none">3.1. Gloves/Mask: Gloves and masks must be worn during all patient treatment. Gloves must be removed when leaving the operator, unless over-gloves are utilized. Hands must be washed whenever removing gloves. Masks should be changed every hour and between patients.3.2. Protective Eyewear: Protective eye wear (with side shields) must be worn during patient treatment.3.3. Protective Clothing: Wear appropriate clinic attire (scrubs), including disposable gown for all treatment procedures, whether or not the procedure is considered having the potential for splatter. Yellow disposable gowns must not be worn outside of the clinical areas.
4.	Instrument Handling: All instruments used during the dental treatment must be placed on surfaces covered with paper or plastic only. Needles should be recapped utilizing the scoop technique.
5.	Materials Cart: Supplies stored in carts may only be accessed with clean hands or vinyl over-gloves.
6.	Food and Beverage: Strictly prohibited in all clinical areas including the clinic, dispensary, clinic support lab, radiology viewing room, dark rooms, preventive room. Clinic coordinator offices are not considered a clinical area, but food and beverages should be kept to a minimum in those offices.
7.	Impressions: Rinse thoroughly under running water to remove residual blood and saliva. Thoroughly spray the impression with iodophor, wrap in a moist paper towel and place in a plastic bag for 10 minutes.
8.	Remove gloves and disinfect hands before leaving operator for any reason. (Personnel wearing hypoallergenic gloves may place vinyl over-gloves on before leaving operator rather than removing gloves each time).
After Patient Treatment	
1.	Remove PPE: Remove gown, gloves, mask, wash hands and escort patient to appointment coordinator and cashier.
2.	Infectious Waste / Sharps Disposal (with Utility Gloves): Generally, blood and/or saliva-tinged items are not regulated waste, but any disposable item that is soaked with blood/saliva (i.e.: can be squeezed out or blood make flake from the item) are considered regulated medical waste, and should be placed into the red bags. Needles and other disposable sharps such as scalpel blades, orthodontic wires and glass should be placed in the red sharps container. Remove all paper and plastic barriers and dispose of in appropriate containers.
3.	Scrap Amalgam: Amalgam should never be disposed of in the regular or infectious waste containers. Separate scrap amalgam and place in paper cup to turn in to dispensary for proper handling.
4.	Instrument Prep: Make sure all instruments are accounted for before returning them to the dispensary.
5.	Water Lines: Purge all water lines for a minimum of 1 minute.
6.	Surface and Equipment Asepsis: <i>Touch Surfaces</i> (surfaces usually touched/contaminated during dental procedures) should be covered with a barrier, and cleaned and disinfected after each patient. <i>Transfer Surfaces</i> – (surfaces that are not touched, but which are usually contacted by contaminated instruments) should be cleaned and disinfected after each patient. <i>Splash, Spatter and Aerosol Surfaces</i> (all other surfaces) should be cleaned, but need not be disinfected. Disinfect all exposed surfaces utilizing the double wipe technique.

[Please consult with Section 6 of the UCDSDM Policy and Procedure Manual for complete description of all protocols]

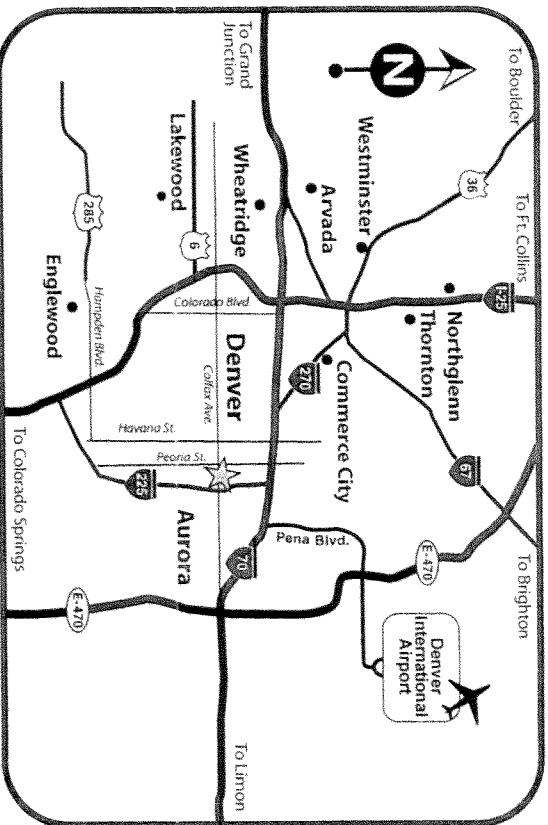
16. Hotels near the Fitzsimons Campus

- ⇒ Renaissance Denver Hotel 303.336.5212
3801 Quebec Street
Denver, CO 80207
- ⇒ The Timbers 303.373.1444
4411 Peoria Street
Denver, CO 80239
- ⇒ Doubletree Denver Southeast 303.337.2800
13696 E. Illiff Place
Aurora, CO 80014
- ⇒ Embassy Suites Hotel 720-587-5089
4444 N. Havana Street
Denver, CO 80239
- ⇒ Holiday Inn Denver East Stapleton
3333 Quebec Street
Denver, CO 80207

(These are downtown Denver)

- ⇒ Adam's Mark Hotel (303) 893-3333
1550 Court Place
Denver, CO 80202
- ⇒ Denver, Marriott City Center 303.297.1300
1701 California Street
Denver, CO
- ⇒ Mark I Guest Suites 303.331.7000
1190 Birch
Denver, CO 80222
- ⇒ Hilton Garden Inn
1400 Welton Street
Denver, CO 80202 303-603-8000

17. **Food:** Anschutz Inpatient Pavilion has a cafeteria which offers a variety of foods and sandwiches. This is located on the Anschutz Medical Campus also.



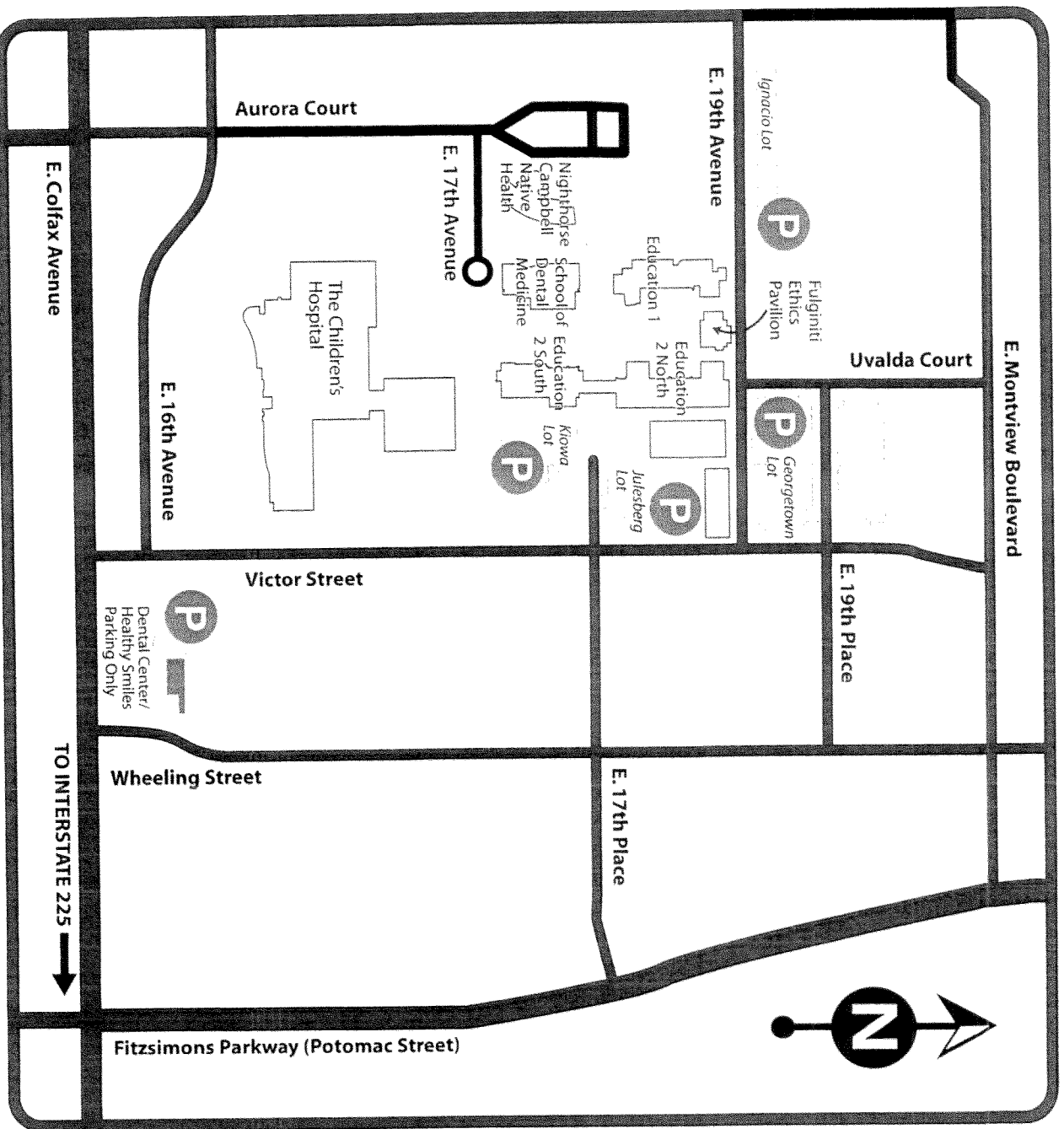
**University of
Colorado Denver
Anschutz Medical Campus
Aurora, CO**

DIRECTIONS:

The University of Colorado Denver's Anschutz Medical Campus is located in Aurora just southwest of the intersection of I-70 and I-225.

The easiest access is from Colfax Avenue turning north onto Fitzsimons Parkway and proceeding to visitor parking.

Visitor parking is available in the Georgetown, Ignacio, Julesburg and Kiowa Lots. The parking rate is \$1 per hour (\$5 maximum) which may be paid at provided kiosks.

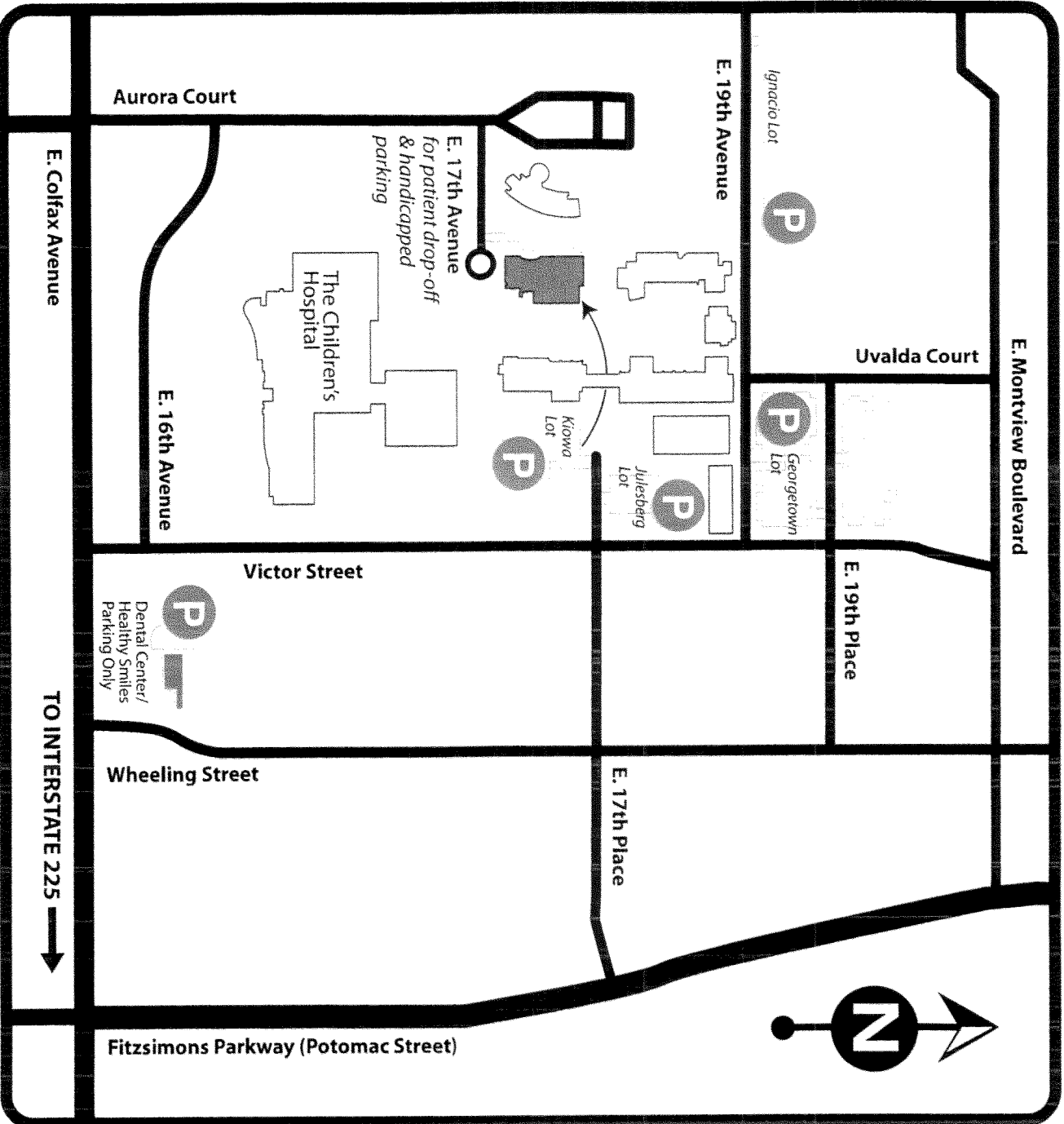


University of Colorado
School of Dental Medicine
303-724-6900

DIRECTIONS:
The University of Colorado Anschutz Medical Campus is located in Aurora just southwest of the intersection of I-70 and I-225.

The easiest access is from Colfax Avenue turning north onto Fitzsimons Parkway and proceeding to visitor parking.

Visitor parking is available in the Georgetown, Ignacio, Julesburg and Kiowa Lots. The parking rate is \$1 per hour (\$5 maximum) which may be paid at provided kiosks.



www.ucdenver.edu